

Gas condensing boilers
11 to 150 kW
Non-condensing gas boilers

Vitodens 050-W (3.2 to 25 kW)		4.1
Vitodens 100-W (3.2 to 32 kW)		4.2
Vitodens 111-W (3.2 to 32 kW)		4.3
Vitodens 111-F (3.2 to 32 kW)		4.4
Vitodens 200-W (1.9 to 32 kW)		4.5
Vitodens 200-W (49 to 150 kW)	Single boiler system	4.6
Vitodens 200-W (98 to 594 kW)	Multi boiler system	4.7
Vitodens 222-W (1.9 to 32 kW)		4.8
Storage combi boiler with integral loading cylinder		
Vitodens 222-F (1.9 to 25 kW)		4.9
– Storage combi boiler with integral loading cylinder		
– Storage combi boiler with integral DHW cylinder		
Flue systems		4.10
Flue systems		4.11
Flue systems		4.12

Control unit versions

Control functions	Control unit for Vitodens 100-W				
	Control unit for Vitodens 100-W	Vitotronic 100 (type HC1B) for constant temperature mode	Vitotronic 200 (type HO1B) for weather-compensated mode	Vitotronic 300-K (type MW2B) ² cascade control unit	Control unit for Vitodens 200-W, type B2HF, B2KF
For constant boiler water temperature	●	●			●
For modulating boiler water temperature	*1		●	●	●
With Lambda Pro Control combustion controller	●	●	●		
With Lambda Pro Plus combustion controller					●
With cylinder temperature controller	●	●	●	●	●
With mixer control for one heating circuit	●*1		●*1	●*1	●*1
With mixer control for two heating circuits	●*1		●*1	●*1	●*1
With mixer control for three heating circuits					●*1
With time switch with individual day and seven-day program	●*1	●*1	●	●*1	●
With colour touchscreen					
With display with plain text prompts			●	●	●
With diagnostic system	●	●	●	●	●
With separate switching times for DHW heating	●*1		●	●	●
With control for DHW circulation pump	●*3		●*1	●	●*3
With separate switching times for DHW circulation pump			●*1	●	●
With control for solar control module, type SM1		●	●	●	
With control for solar control module, type SM1 (integrated in Solar-Divicon)	●				●
With EM-S1 extension (accessory) for solar DHW heating and basic central heating backup	●*3				●*1
With communication with the Vitosolic solar control unit		●	●	●	
With display of solar temperatures and operating states		●	●	●	●
With control for cylinder loading system				●	
With cascade control				●	
Capable of communicating via LON bus			●*1	●*1	
Capable of communicating via CAN bus	●				●
Remote control of the heating circuits with Vitotrol app				●*1	
With integrated WiFi interface for operation and service via Viessmann Service Tools	●				●

*1 Possible with accessories.

*2 One unit for the multi boiler system – Vitodens 200-W with 49 to 99 kW only.

*3 With accessories as necessary.

VITODENS 050-W


Wall mounted gas condensing boiler
3.2 to 32.0 kW

10 year guarantee

on stainless steel heat exchangers for
oil/gas condensing boilers up to 150 kW



VISSMANN
ONE BASE



4.1

 H₂ READY · 20%

Vitodens 050-W

Type B0KA-19, B0KA-25, B0KA-32 for single connection
Type B0HA-19 and B0HA-25 for single connection
Type B0KA-19-M, B0KA-25-M for multiple connection

Wall mounted gas condensing boiler

With modulating MatriX-Plus burner, for open flue or room sealed operation.

For natural gas and LPG

Permissible boiler operating pressure 3 bar (0.3 MPa)

Permissible operating pressure of associated DHW cylinders
10 bar (1 MPa)

Colour: Vitopearlwhite

Product ID: CE-CE-0063DL3422

- Seasonal central heating energy efficiency $\eta_{s, \text{CH}}$ up to 92 % (label A)
- Low cycling frequency, even with low heat demand, due to optimised pauses and a wide modulation range down to 1:10
- Durable and efficient thanks to stainless steel Inox-Radial heat exchanger
- MatriX-Plus burner with Lambda Pro combustion controller for permanently high efficiency and clean combustion
- Power saving, high efficiency circulation pump
- Straightforward operation via control unit with LED display and touch buttons
- Web-enabled through integral WiFi interface for operation and service via Viessmann apps
- Local access for service and commissioning via Viessmann apps (without active internet connection)

8/2023

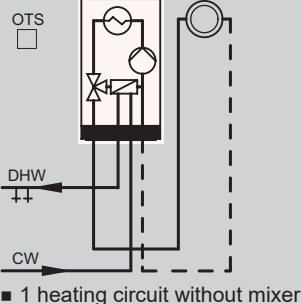
5472755

VISSMANN

4.1-1

VITODENS 050-W

Gas condensing combi boiler
For open flue or room sealed operation
Heating circuit **without** mixer

Heating system	Control unit
 <p>■ 1 heating circuit without mixer</p>	<p>For constant temperature or weather-compensated mode</p> <ul style="list-style-type: none"> ■ With 7-segment LED display and operation via touch buttons <p>A room temperature controller is required for room temperature-dependent mode; see Accessories.</p> <p>An outside temperature sensor is required for weather-compensated mode: Outside temperature sensor Part no. ZK04306 Euro 67,- MG W</p>

4.1

Please note:

The boilers are preset for natural gas. Conversion within gas groups E/LL/Lw/K is not required. The conversion to LPG is made at the programming unit (a conversion kit is therefore not required).

If multiple appliances are to be connected to a common flue system, the "multiple connection" version must be ordered. Using appliances for single connection and mixed operation of appliances for single connection and multiple connection on a common flue system is not permitted.

Standard delivery/equipment level

- Modulating, fan-assisted premix burner with Lambda Pro
- Control unit with integral WiFi interface
- Integral safety valves
- Variable speed high efficiency circulation pump and 3-way valve
- Expansion vessel (8 litres)
- Fully plumbed and wired
- Boiler flue connection
- Internal back draught safety device (only with appliances for multiple connection)





Please note:

For installation of the appliance, a pre-plumbing jig, mounting frame or valves/fittings **must** be added to the order. With appliances for multiple connection, a back draught safety device for the boiler flue connection must be added to the order (part no. ZK05976).

- ▶ For connection accessories and DHW heating, see Accessories.
- ▶ For the flue system, see the Flue systems price sheet.

VITODENS 050-W

Gas condensing combi boiler
For open flue or room sealed operation
Heating circuit **without** mixer

System		Rated heating output range (kW) for central heating and heating water temperatures of 50/30 °C or 80/60 °C			MG W1
		3.2 - 19.0 2.9 - 17.1	3.2 - 25.0 2.9 - 22.4	7.0 - 25.0 6.3 - 22.5	
For single connection	With WiFi module Fuel: Natural gas E (H) Natural gas LL LPG P	Z024795 1.255,- A A	Z024796 1.314,- A A	-	Part no. Euro  
For multiple connection	With WiFi module Fuel: Natural gas E (H) Natural gas LL	-	-	Z024666 1.417,- A A	Part no. Euro  

4.1

Specification					
Type		B0KA	B0KA	B0KA	
Length		300	300	300	mm
Width		400	400	400	mm
Height		700	700	700	mm
Weight		33	33	33	kg
Flue gas connection		60	60	60	Ø mm
Ventilation air connection		100	100	100	Ø mm
DHW output		25.4	29.6	29.6	kW
Draw-off rate		12.0	14.0	14.0	l/min

The appliances are tested and approved for natural gas and LPG to EN 15502.

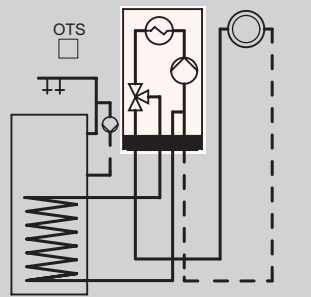
Notes on LPG:

- Different rated heating output when operating with LPG; see technical guides.
- Appliances for multiple connection cannot be operated with LPG.

VITODENS 050-W

Gas condensing system boiler
For open flue or room sealed operation
Heating circuit **without** mixer

Heating system



- 1 heating circuit without mixer

Control unit

For constant temperature or weather-compensated mode

- With 7-segment LED display and operation via touch buttons

A room temperature controller is required for room temperature-dependent mode; see Accessories.

An outside temperature sensor is required for weather-compensated mode:

Outside temperature sensor

Part no. ZK04306 Euro 67,- MG W

4.1

Please note:

The boilers are preset for natural gas. Conversion within gas groups E/LL/Lw/K is not required. The conversion to LPG is made at the programming unit (a conversion kit is therefore not required).

Using appliances for single connection on a common flue system is not permitted.

Standard delivery/equipment level

- Modulating, fan-assisted premix burner with Lambda Pro
- Control unit with integral WiFi interface
- Integral safety valves
- Variable speed high efficiency circulation pump and 3-way valve (for connecting a DHW cylinder)
- Expansion vessel (8 litres)
- Fully plumbed and wired
- Boiler flue connection


Please note:

For installation of the appliance, a pre-plumbing jig, mounting frame or valves/fittings **must** be added to the order. With appliances for multiple connection, a back draught safety device for the boiler flue connection must be added to the order (part no. ZK05976).

- ▶ For connection accessories and DHW heating, see Accessories.
- ▶ For the flue system, see the Flue systems price sheet.

VITODENS 050-W

Gas condensing system boiler
For open flue or room sealed operation
Heating circuit **without** mixer

System		Rated heating output range (kW) for central heating and heating water temperatures of 50/30 °C or 80/60 °C			MG W1
		3.2 - 19.0 2.9 - 17.1	3.2 - 25.0 2.9 - 22.4		
For single connection	With WiFi module Fuel: Natural gas E (H) Natural gas LL LPG P	Z024797 1.180,- <A>	Z024798 1.248,- <A>		Part no. Euro 
Specification					
Type		B0HA	B0HA		
Length		300	300		mm
Width		400	400		mm
Height		700	700		mm
Weight		33	33		kg
Flue gas connection		60	60		Ø mm
Ventilation air connection		100	100		Ø mm

4.1

The appliances are tested and approved for natural gas and LPG to EN 15502.



Note on LPG:

Different rated heating output when operating with LPG; see technical guides.

VITODENS 050-W

Digital services

4.1

Mobile applications and Energy Management Systems			
Communication technology			
<p>ViCare app – mobile applications for system users Mobile operation of the heating system for heating and DHW. Assistance functions and fault display with option for direct connection to a contractor for service requests.</p> <p>► For more information on system requirements and ViCare app registration and usage, see Register 1 and www.vicare.info</p>			
Tools for service, maintenance and commissioning			
<p>ViGuide – mobile applications for trade partners Service and maintenance with ViGuide for optimising workflows in the Viessmann trade partner's business. Ensures customer-friendly online service for the system user, provided they have enabled service via the ViCare app. Straightforward and efficient commissioning of heat generators with integral communication module and battery storage systems, performed by heating contractors using ViGuide.</p> <p>In addition to the free version, ViGuide Plus and ViGuide Pro are also available as paid-for versions with additional analysis, remote maintenance and optimisation functions.</p> <p>► For more information on system requirements and ViGuide registration and usage, see Register 1 and www.viguide.info</p>			
Smart thermostats			MG Y
<p>ViCare thermostat (2-point controller) The function of a wireless, battery-operated class IV room thermostat is provided in conjunction with the ViCare climate sensor. Operation only via ViCare app.</p> <ul style="list-style-type: none"> ■ ViCare climate sensor ■ Licence key: smart thermostat with 2-point room temperature control <p>► For more information on system requirements and usage, see Register 1</p>		ZK05990 106,-	Part no. Euro
<p>ViCare thermostat (modulating) The function of a wireless, battery-operated class V room thermostat is provided in conjunction with the ViCare climate sensor. Operation only via ViCare app.</p> <ul style="list-style-type: none"> ■ ViCare climate sensor ■ Licence key: smart thermostat with modulating room temperature control <p>► For more information on system requirements and usage, see Register 1</p>		ZK05991 118,-	Part no. Euro

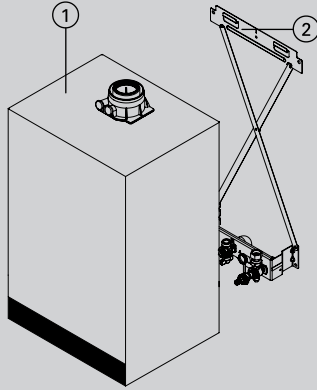
Please note:

The ViCare thermostats **cannot** be used in conjunction with an outside temperature sensor.

VITODENS 050-W

Accessories
Without DHW cylinder

System diagram



① Vitodens

② Installation accessories

For installation of the appliance, a pre-plumbing jig, mounting frame or valves/fittings must be added to the order.

► See section "Installation accessories".

Optional

Cylinder temperature sensor

To capture the DHW temperature (3.75 m long).
Required with on-site DHW cylinder.

ZK04671
110,-

Part no.
Euro

Drain outlet kit

- Drain outlet with trap
- Connection hose

7459591
35,-

Part no.
Euro

Caps for cylinder connection

For gas system boilers
For sealing off the cylinder flow and return if operating without a DHW cylinder.

ZK02164
6,-

Part no.
Euro

Refilling device for pre-plumbing jig

- For gas system boilers
- With pipe separator

ZK02163
67,-

Part no.
Euro

Pipe bends for pre-plumbing jig for surface mounting – pressing and soldering

For gas system boilers

ZK02590
25,-

Part no.
Euro

4.1

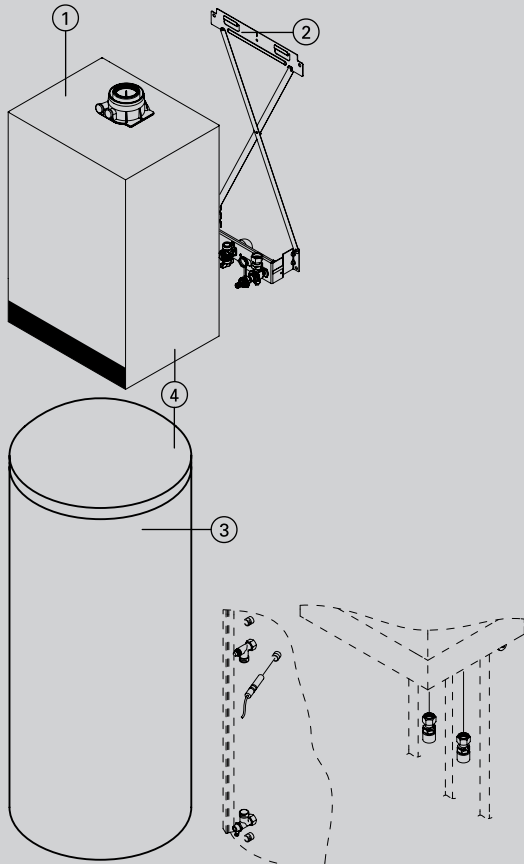
VITODENS 050-W

Accessories

With Vitocell 100-W adjacent to the boiler (300 or 400 litres)

Made from steel, with **Ceraprotect enamel coating, for solar thermal systems**

System diagram



① Vitodens

② Installation accessories

For installation of the appliance, a pre-plumbing jig, mounting frame or valves/fittings must be added to the order.

► See section "Installation accessories".

③ Vitocell 100-W, type CVBC

DHW cylinder adjacent to the boiler, with 2 internal indirect coils

- 300 litre capacity
- Steel, with Ceraprotect enamel coating
- Standard thermal insulation
- Colour: Vitopearlwhite

Z021914

1.840,-

◀ B

Part no.
Euro
Energy
MG WH

④ Connection set for DHW cylinder adjacent to the boiler with cylinder temperature sensor, threaded fitting version

(Must be added to the order; DHW cylinder to the left or right of the boiler.)

ZK04710

165,-

Part no.
Euro

Connection set for DHW cylinder adjacent to the boiler with cylinder temperature sensor, solder version

(Must be added to the order; DHW cylinder to the left or right of the boiler.)

ZK04711

165,-

Part no.
Euro

Optional

Impressed current anode

- Maintenance-free
- In place of the protective magnesium anode supplied

7265008

480,-

Part no.
Euro

Drain outlet kit

- Drain outlet with trap
- Connection hose

7459591

35,-

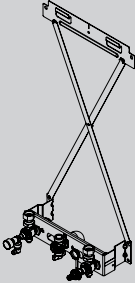
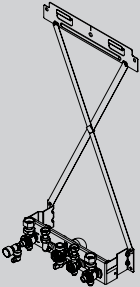
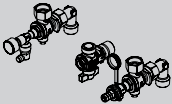
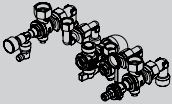
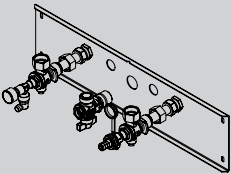
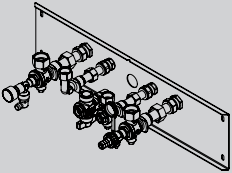
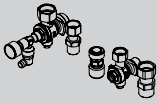

Part no.
Euro

4.1

VITODENS 050-W

Accessories


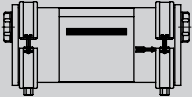
4.1

Accessories			
Installation accessories			MG W
<p>Pre-plumbing jig for surface mounting For gas system boilers</p> <ul style="list-style-type: none"> ■ Fixings ■ Valves/fittings ■ Gas shut-off valve R ¾ with integral, thermally activated safety shut-off valve 		ZK04307 222,- Part no. Euro	
<p>Pre-plumbing jig for surface mounting For gas combi boilers</p> <ul style="list-style-type: none"> ■ Fixings ■ Valves/fittings ■ Gas shut-off valve R ¾ with integral, thermally activated safety shut-off valve 		ZK04919 240,- Part no. Euro	
<p>Valves/fittings for surface mounting For gas system boilers</p> <ul style="list-style-type: none"> ■ Valves/fittings ■ Gas shut-off valve R ¾ with integral, thermally activated safety shut-off valve 		ZK04669 194,- Part no. Euro	
<p>Valves/fittings for surface mounting For gas combi boilers</p> <ul style="list-style-type: none"> ■ Valves/fittings ■ Gas shut-off valve R ¾ with integral, thermally activated safety shut-off valve 		ZK04925 167,- Part no. Euro	
<p>Valves/fittings for flush mounting For gas system boilers</p> <ul style="list-style-type: none"> ■ Valves/fittings ■ Gas shut-off valve R ¾ with integral, thermally activated safety shut-off valve 		ZK04670 204,- Part no. Euro	
<p>Valves/fittings for flush mounting For gas combi boilers</p> <ul style="list-style-type: none"> ■ Valves/fittings ■ Gas shut-off valve R ¾ with integral, thermally activated safety shut-off valve 		ZK04926 324,- Part no. Euro	
<p>Valves/fittings for surface mounting "light version" For gas combi boilers</p> <ul style="list-style-type: none"> ■ Gas connection piece ■ Connection pieces and angle valves 		ZK05672 124,- Part no. Euro	
<p>Valves/fittings for surface mounting "light version" For gas system boilers</p> <ul style="list-style-type: none"> ■ Gas connection piece ■ Connection pieces and angle valves 		ZK05673 106,- Part no. Euro	

5472755
5472755

VITODENS 050-W

Accessories

Accessories				
Valve/fittings covers			MG W	
Valve/fittings cover for 400 mm wide appliances Height: 250 mm Individual and with DHW cylinder adjacent to the boiler		7968915 138,-	Part no. Euro	
Neutralising systems			MG W	
Neutralising system with wall mounting bracket <ul style="list-style-type: none"> ■ For condensing boilers up to 35 kW ■ With neutralising granulate ■ With connection elbows for DN 20 hose connection ■ With connection hose for connection to the boiler trap 			ZK03652 292,-	Part no. Euro
Neutralising granulate (2.5 kg) Can be used with neutralising system part no. ZK03652.			ZK03654 91,-	Part no. Euro
Neutralising system with wall mounting bracket <ul style="list-style-type: none"> ■ For condensing boilers up to 35 kW ■ With neutralising granulate (2.6 kg) ■ With connection elbows for DN 20 hose connection 			7968318 270,-	Part no. Euro
Neutralising granulate (2 x 1.3 kg)			7857853 68,-	Part no. Euro MG E


4.1

VITODENS 050-W

Accessories




4.1

Accessories			
Accessories			MG W
Heat meter <ul style="list-style-type: none"> ■ Nominal flow rate 2.5 m³/h ■ Connection accessories G 1 Suitable for the following DHW cylinders: <ul style="list-style-type: none"> ■ Vitocell 100 up to 500 litre capacity ■ Vitocell 300 up to 200 litre capacity 		7172847 617,-	Part no. Euro
Heat meter <ul style="list-style-type: none"> ■ Nominal flow rate 2.5 m³/h ■ Connection accessories G 1¼ Suitable for the following DHW cylinders: <ul style="list-style-type: none"> ■ Vitocell 300 with 300 to 500 litre capacity 		7172848 669,-	Part no. Euro
Miscellaneous			MG N
Tool kit For maintenance and service. Can be used for all Viessmann Vitodens, Vitopend, Vitovalor and Vitocaldens. Case with all tools required for maintenance and service: Screwdrivers, extension and inserts.		ZK04569 88,-	Part no. Euro
Plate heat exchanger flushing system Adaptor plate for fitting on the plate heat exchanger after removal. For easy connection of flushing equipment to the plate heat exchanger.		7373005 111,-	Part no. Euro
Balanced flue system			MG W
Water spray protection To ensure adherence to the required protection class. Must be added to the order for open flue operation.		7590109 10,20	Part no. Euro



VITODENS 050-W

Control unit accessories



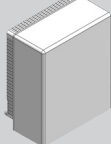

Accessories			
Control unit for room temperature-dependent mode			MG W
Vitotrol 100 (type UTDB) <ul style="list-style-type: none"> ■ Room temperature controller ■ With switching output (2-point output) ■ With menu-guided operation ■ With digital time switch ■ With individual day and seven-day program ■ With 3 preset time programs, individually adjustable ■ Independent of mains power supply (3 V battery operation) 		Z007691 162,-	Part no. Euro
Vitotrol 100 (type UTDB-RF) <ul style="list-style-type: none"> ■ Room temperature controller with integral wireless transmitter and separate receiver with switching output (2-point output) ■ With menu-guided operation ■ With digital time switch ■ With individual day and seven-day program ■ With 3 preset time programs, individually adjustable ■ Room temperature controller with 3 V battery operation, receiver with 230 V mains voltage 		Z007692 299,-	Part no. Euro
OpenTherm modulating room temperature controller <ul style="list-style-type: none"> ■ With seven-day program ■ With connecting cable ■ Operation without batteries (power supply via the boiler) 		Z014134 194,-	Part no. Euro

4.1

VITODENS 050-W

Control unit accessories

4.1

Accessories			
Control unit for room temperature-dependent mode			MG W
<p>Vitotrol 100-E (incl. on/off room temperature control) Wireless remote control with integral room temperature sensor and backlit graphic display with the following functions:</p> <ul style="list-style-type: none"> ■ Wireless communication with the heat generator via low power radio ■ Specification of up to 3 set values for the room temperature and one set value for the DHW temperature ■ Time programs for heating and DHW (with individual day and seven-day program) ■ Energy efficient heat demand (meets ErP Level 4) ■ Child lock ■ The display shows the room temperature, time and operating conditions. ■ Very straightforward installation: no cables required <p>Battery operation 2 x 1.5 V (type AA) <i>Max. 1 Vitotrol 100-E per heating circuit</i> <i>To extend the range of the wireless signal, the Viessmann ViCare repeater or the repeater for flush mounting can be used.</i></p>		<p>7949932 201,-</p> <p>Part no. Euro</p>	
<p>Vitotrol 100-E (incl. modulating room temperature control) Wireless remote control with integral room temperature sensor and backlit graphic display with the following functions:</p> <ul style="list-style-type: none"> ■ Wireless communication with the heat generator via low power radio ■ Specification of up to 3 set values for the room temperature and one set value for the DHW temperature ■ Time programs for heating and DHW (with individual day and seven-day program) ■ Energy efficient heat demand (modulating; meets ErP Level 5) ■ Child lock ■ The display shows the room temperature, time and operating conditions ■ Very straightforward installation: no cables required <p>Battery operation 2 x 1.5 V (type AA) <i>Max. 1 Vitotrol 100-E per heating circuit</i> <i>To extend the range of the wireless signal, the Viessmann ViCare repeater or the repeater for flush mounting can be used.</i></p>		<p>7968153 212,-</p> <p>Part no. Euro</p>	
Sensors			MG W
<p>Outside temperature sensor For fixing to the external wall</p> <ul style="list-style-type: none"> ■ Colour: white ■ NTC 10 kOhm 		<p>ZK04306 67,-</p> <p>Part no. Euro</p>	
Heating circuit control unit extension			MG W
<p>Contact thermostat Temperature limiter to restrict the maximum temperature of underfloor heating systems</p> <ul style="list-style-type: none"> ■ With connecting cable (1.5 m long) <p><i>Only in conjunction with a directly connected heating circuit without mixer.</i></p>		<p>ZK04647 131,-</p> <p>Part no. Euro</p>	
Miscellaneous			MG W
<p>Cylinder demand junction box (230 V) For operation with a cylinder temperature sensor.</p>		<p>7574319 191,-</p> <p>Part no. Euro</p>	

► For information on ViGuide for commissioning, diagnostics and service, see Register 1 and www.viguide.info.

VITODENS 100-W

Wall mounted gas condensing boiler
3.2 to 32.0 kW

10 year guarantee

on stainless steel heat exchangers for
oil/gas condensing boilers up to 150 kW



VISSMANN
ONE BASE



4.2

 H₂ READY · 20%

Vitodens 100-W

For single connection:

Type B1HF/B1KF

For multiple connection:

Type B1HF/B1KF-M

Wall mounted gas condensing boiler,
with modulating MatriX-Plus burner, for open flue or room sealed
operation.

For natural gas and LPG

Permissible boiler operating pressure 3 bar (0.3 MPa)

**Permissible operating pressure of associated DHW cylinders
10 bar (1 MPa)**

Colour: Vitopearlwhite

Product ID: CE-0085DL0217

- Seasonal central heating energy efficiency η_{s} up to 94 % (label A).
- Low cycling frequency, even with low heat demand, due to optimised pauses and a wide modulation range down to 1:10.
- Durable and efficient thanks to stainless steel Inox-Radial heat exchanger
- MatriX-Plus burner with Lambda Pro combustion controller for consistently high efficiency and clean combustion
- Power saving, high efficiency circulation pump
- Straightforward operation via control unit with LED display and touch buttons
- Web-enabled through integral WiFi interface for operation and service via Viessmann apps.
- Local access for service and commissioning via Viessmann apps (without active internet connection)

8/2023

5853607

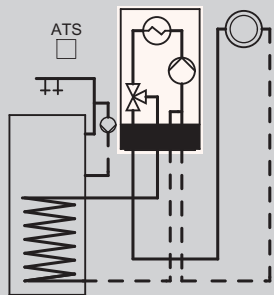
VISSMANN

4.2-1

VITODENS 100-W

Gas condensing system boiler
For open or room sealed operation
Heating circuit **without** mixer

Heating system



- 1 heating circuit without mixer

Control unit

For constant temperature or weather-compensated mode

- With 7-segment LED display and operation via touch buttons
 - Internet and local service connection via integral WiFi interface
- A room temperature controller is required for room temperature-dependent mode; see Accessories.

An outside temperature sensor is required for weather-compensated mode:

Outside temperature sensor

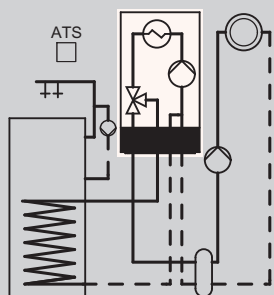
Part no. ZK04306 Euro 67,- MG W

Connecting a DHW circulation pump requires an extension.

EM-P1 extension

Part no. Z017411 Euro 198,- MG W

4.2



- 1 heating circuit without mixer with low loss header and external heating circuit pump

For constant temperature or weather-compensated mode

- With 7-segment LED display and operation via touch buttons
 - Internet and local service connection via integral WiFi interface
- An extension is required for a separate heating circuit without mixer with low loss header (separate heating circuit pump). The DHW circulation pump can also be connected to this extension:

EM-P1 extension

Part no. Z017411 Euro 210,- MG W

Immersion temperature sensor (for low loss header)

Part no. ZK04032 Euro 106,- MG W

An outside temperature sensor is required for weather-compensated mode:

Outside temperature sensor

Part no. ZK04306 Euro 67,- MG W

Note!

The boilers are preset for natural gas. Conversion within gas groups E/LL is not required. The conversion to LPG is made at the programming unit (a conversion kit is therefore not required).

An EM-EA1 extension (part no. Z017412) is required for connecting an external solenoid valve and for external extractor interlock.

If multiple appliances are to be connected to a common flue system, the "multiple connection" version must be ordered. Using appliances for single connection and mixed operation of appliances for single connection and multiple connection on a common flue system is not permissible.

Standard delivery/equipment level

- Modulating, fan-assisted premix burner with Lambda Pro
- Control unit with integral WiFi interface
- Integral safety valves
- Variable speed high efficiency circulation pump and 3-way valve (for connecting a DHW cylinder)
- Expansion vessel (8 litres)
- Fully plumbed and wired
- Boiler flue connection
- Internal back draught safety device (only with appliances for multiple connection)

Note!

For installation of the appliance, a pre-plumbing jig, mounting frame or valves/fittings **must** be added to the order. With appliances for multiple connection, a back draught safety device (ZK05976) for the boiler flue connection must be added to the order.

- ▶ For connection accessories and DHW heating, see Accessories.
- ▶ For the flue system, see the Flue systems price sheet.

VITODENS 100-W

Gas condensing system boiler
For open or room sealed operation
Heating circuit **without** mixer

System Fuel	Rated heating output range (kW) for room heating and heating water temperatures of 50/30 °C or 80/60 °C						MG WC
	3.2 - 19.0 2.9 - 17.5	3.2 - 25.0 2.9 - 23.0	3.2 - 32.0 2.9 - 29.3	5.7 - 19.0 5.2 - 17.5	5.7 - 25.0 5.1 - 23.0	5.7 - 32.0 5.2 - 29.3	
	For single connection Natural gas E (H) Natural gas LL LPG P <i>Fittings for surface mounting "light version" are included in the scope of delivery</i>	Z022859 1.547,- ⊂A	Z022860 1.705,- ⊂A	Z022861 1.860,- ⊂A	-	-	
For multiple connection Natural gas E (H) Natural gas LL <i>Fittings for surface mounting "light version" are included in the scope of delivery</i>	-	-	-	Z022862 1.547,- ⊂A	Z022863 1.705,- ⊂A	Z022864 1.860,- ⊂A	Part no. Euro Energy
For single connection Natural gas E (H) Natural gas LL LPG P <i>Fittings for surface mounting "light version" are included in the scope of delivery</i>	Z022859 1.547,- ⊂A	Z022860 1.705,- ⊂A	Z022861 1.860,- ⊂A	-	-	-	Part no. Euro Energy
For multiple connection Natural gas E (H) Natural gas LL <i>Fittings for surface mounting "light version" are included in the scope of delivery</i>	-	-	-	Z022862 1.547,- ⊂A	Z022863 1.705,- ⊂A	Z022864 1.860,- ⊂A	Part no. Euro Energy
Specification							
Length	360	360	360	360	360	360	mm
Width	400	400	400	400	400	400	mm
Height	700	700	700	700	700	700	mm
Weight	32	32	32	32	32	32	kg
Flue gas connection	60	60	60	60	60	60	Ø mm
Ventilation air connection	100	100	100	100	100	100	Ø mm
DHW output	17.5	23.0	29.3	17.5	23.0	29.3	kW

4.2

The appliances are tested and approved for natural gas and LPG to EN 15502.
Heat input is different in partial load for appliances with multiple connection

Notes on LPG!

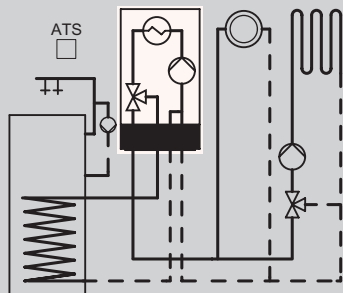
- Different rated heating output when operating with LPG; see technical guides.
- Appliances for multiple connection cannot be operated with LPG.

5853607

VITODENS 100-W

Gas condensing system boiler
For open or room sealed operation
Heating circuit **with** mixer

Heating system



- 1 heating circuit without mixer
- 1 heating circuit with mixer

Control unit

For constant temperature or weather-compensated mode

- With 7-segment LED display and operation via touch buttons
 - Internet and local service connection via integral WiFi interface
- An extension kit is required for the heating circuit with mixer; the EM-P1 extension is required for connecting a DHW circulation pump:

EM-MX mixer extension kit (mixer mounting)

Part no. Z017409 Euro 572,- MG W

EM-M1 mixer extension kit (wall mounting)

Part no. Z025981 Euro 373,- MG W

EM-P1 extension

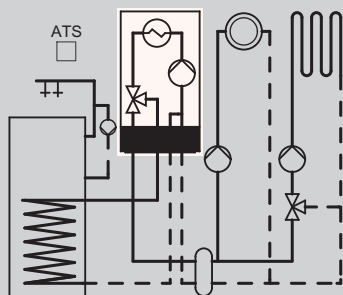
Part no. Z017411 Euro 210,- MG W

An outside temperature sensor is required for weather-compensated mode:

Outside temperature sensor

Part no. ZK04306 Euro 67,- MG W

4.2



- 1 heating circuit without mixer and external heating circuit pump
- 1 heating circuit with mixer
- With low loss header

For constant temperature or weather-compensated mode

- With 7-segment LED display and operation via touch buttons
 - Internet and local service connection via integral WiFi interface
- When using a low loss header, an extension kit is required for the heating circuit with mixer and the EM-P1 extension for the heating circuit without mixer. A DHW circulation pump can also be connected to the EM-P1 extension:

EM-MX mixer extension kit (mixer mounting)

Part no. Z017409 Euro 572,- MG W

EM-M1 mixer extension kit (wall mounting)

Part no. Z025981 Euro 373,- MG W

EM-P1 extension

Part no. Z017411 Euro 211,- MG W

Immersion temperature sensor (for low loss header)

Part no. ZK04032 Euro 106,- MG W

An outside temperature sensor is required for weather-compensated mode:

Outside temperature sensor

Part no. ZK04306 Euro 67,- MG W

Note!

The boilers are preset for natural gas. Conversion within gas groups E/LL is not required. The conversion to LPG is made at the programming unit (a conversion kit is therefore not required).

An EM-EA1 extension (part no. Z017412) is required for connecting an external solenoid valve and for external extractor interlock.

If multiple appliances are to be connected to a common flue system, the "multiple connection" version must be ordered. Using appliances for single connection and mixed operation of appliances for single connection and multiple connection on a common flue system is not permissible.

Standard delivery/equipment level

- Modulating, fan-assisted premix burner with Lambda Pro
- Control unit with integral WiFi interface
- Integral safety valves
- Variable speed high efficiency circulation pump and 3-way valve (for connecting a DHW cylinder)
- Expansion vessel (8 litres)
- Fully plumbed and wired
- Boiler flue connection
- Internal back draught safety device (only with appliances for multiple connection)

Note!

For installation of the appliance, a pre-plumbing jig, mounting frame or valves/fittings **must** be added to the order. With appliances for multiple connection, a back draught safety device (ZK05976) for the boiler flue connection must be added to the order.

- ▶ For connection accessories and DHW heating, see Accessories.
- ▶ For the flue system, see the Flue systems price sheet.

VITODENS 100-W

Gas condensing system boiler
For open or room sealed operation
Heating circuit **with mixer**

System Fuel	Rated heating output range (kW) for room heating and heating water temperatures of 50/30 °C or 80/60 °C						MG WC
	3.2 - 19.0	3.2 - 25.0	3.2 - 32.0	5.7 - 19.0	5.7 - 25.0	5.7 - 32.0	
	2.9 - 17.5	2.9 - 23.0	2.9 - 29.3	5.2 - 17.5	5.2 - 23.0	5.2 - 29.3	
For single connection Natural gas E (H) Natural gas LL LPG P <i>Fittings for surface mounting "light version" are included in the scope of delivery</i>	Z022859 1.547,- ◁ A	Z022860 1.705,- ◁ A	Z022861 1.860,- ◁ A	-	-	-	Part no. Euro Energy
For multiple connection Natural gas E (H) Natural gas LL <i>Fittings for surface mounting "light version" are included in the scope of delivery</i>	-	-	-	Z022862 1.547,- ◁ A	Z022863 1.705,- ◁ A	Z022864 1.860,- ◁ A	Part no. Euro Energy
For single connection Natural gas E (H) Natural gas LL LPG P <i>Fittings for surface mounting "light version" are included in the scope of delivery</i>	Z022859 1.547,- ◁ A	Z022860 1.705,- ◁ A	Z022861 1.860,- ◁ A	-	-	-	Part no. Euro Energy
For multiple connection Natural gas E (H) Natural gas LL <i>Fittings for surface mounting "light version" are included in the scope of delivery</i>	-	-	-	Z022862 1.547,- ◁ A	Z022863 1.705,- ◁ A	Z022864 1.860,- ◁ A	Part no. Euro Energy
Specification							
Length	360	360	360	360	360	360	mm
Width	400	400	400	400	400	400	mm
Height	700	700	700	700	700	700	mm
Weight	32	32	32	32	32	32	kg
Flue gas connection	60	60	60	60	60	60	Ø mm
Ventilation air connection	100	100	100	100	100	100	Ø mm
DHW output	17.5	23.0	29.3	17.5	23.0	29.3	kW

4.2

The appliances are tested and approved for natural gas and LPG to EN 15502.
Heat input is different in partial load for appliances with multiple connection

Notes on LPG!

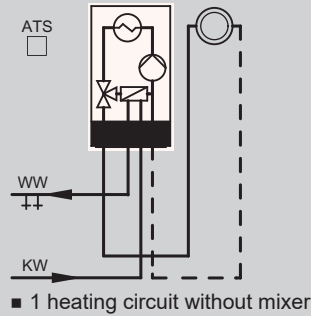
- Different rated heating output when operating with LPG; see technical guides.
- Appliances for multiple connection cannot be operated with LPG.

5853607

VITODENS 100-W

Gas condensing combi boiler
For open flue or room sealed operation
Heating circuit **without** mixer

Heating system



Control unit

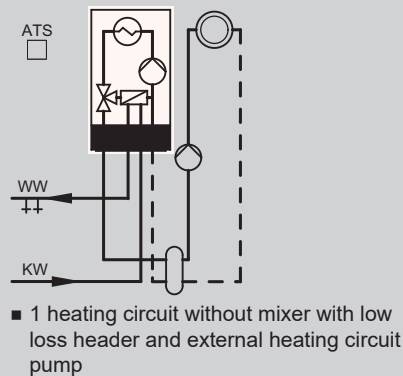
For constant temperature or weather-compensated mode

- With 7-segment LED display and operation via touch buttons
 - Internet and local service connection via integral WiFi interface
- A room temperature controller is required for room temperature-dependent mode; see Accessories.

An outside temperature sensor is required for weather-compensated mode:

Outside temperature sensor
Part no. ZK04306 Euro 67,- MG W

4.2



For constant temperature or weather-compensated mode

- With 7-segment LED display and operation via touch buttons
 - Internet and local service connection via integral WiFi interface
- An extension is required for a separate heating circuit without mixer with low loss header (separate heating circuit pump):

EM-P1 extension
Part no. Z017411 Euro 210,- MG W

Immersion temperature sensor (for low loss header)
Part no. ZK04032 Euro 106,- MG W

An outside temperature sensor is required for weather-compensated mode:

Outside temperature sensor
Part no. ZK04306 Euro 67,- MG W

Note!

The boilers are preset for natural gas. Conversion within gas groups E/LL is not required. The conversion to LPG is made at the programming unit (a conversion kit is therefore not required).

An EM-EA1 extension (part no. Z017412) is required for connecting an external solenoid valve and for external extractor interlock.

If multiple appliances are to be connected to a common flue system, the "multiple connection" version must be ordered. Using appliances for single connection and mixed operation of appliances for single connection and multiple connection on a common flue system is not permissible.

Standard delivery/equipment level

- Modulating, fan-assisted premix burner with Lambda Pro
- Control unit with integral WiFi interface
- Integral safety valves
- Variable speed high efficiency circulation pump and 3-way valve
- Expansion vessel (8 litres)
- Integral refilling device with pipe separator
- Fully plumbed and wired
- Boiler flue connection
- Internal back draught safety device (only with appliances for multiple connection)

Note!

For installation of the appliance, a pre-plumbing jig, mounting frame or valves/fittings **must** be added to the order. With appliances for multiple connection, a back draught safety device (ZK05976) for the boiler flue connection must be added to the order.

- For connection accessories and DHW heating, see Accessories.
- For the flue system, see the Flue systems price sheet.

VITODENS 100-W

Gas condensing combi boiler
For open flue or room sealed operation
Heating circuit **without** mixer

System Fuel	Rated heating output range (kW) for room heating and heating water temperatures of 50/30 °C or 80/60 °C						MG WC
	3.2 - 19.0 2.9 - 17.5	3.2 - 25.0 2.9 - 23.0	3.2 - 32.0 2.9 - 29.3	5.7 - 19.0 5.2 - 17.5	5.7 - 25.0 5.2 - 23.0	5.7 - 32.0 5.2 - 29.3	
For single connection Natural gas E (H) Natural gas LL LPG P <i>Fittings for surface mounting "light version" are included in the scope of delivery</i>	Z022865 1.712,- ◁A ◁A	Z022866 1.794,- ◁A ◁A	Z022867 1.953,- ◁A ◁A	-	-	-	Part no. Euro
For multiple connection Natural gas E (H) Natural gas LL LPG P <i>Fittings for surface mounting "light version" are included in the scope of delivery</i>	-	-	-	Z022868 1.737,- ◁A ◁A	Z022869 1.819,- ◁A ◁A	Z022870 1.981,- ◁A ◁A	Part no. Euro
For single connection Natural gas E (H) Natural gas LL LPG P <i>Fittings for surface mounting "light version" are included in the scope of delivery</i>	Z022865 1.712,- ◁A ◁A	Z022866 1.794,- ◁A ◁A	Z022867 1.953,- ◁A ◁A	-	-	-	Part no. Euro
For multiple connection Natural gas E (H) Natural gas LL LPG P <i>Fittings for surface mounting "light version" are included in the scope of delivery</i>	-	-	-	Z022868 1.737,- ◁A ◁A	Z022869 1.819,- ◁A ◁A	Z022870 1.981,- ◁A ◁A	Part no. Euro
Specification							
Length	360	360	360	360	360	360	mm
Width	400	400	400	400	400	400	mm
Height	700	700	700	700	700	700	mm
Weight	35	35	35	35	35	35	kg
Flue gas connection	60	60	60	60	60	60	Ø mm
Ventilation air connection	100	100	100	100	100	100	Ø mm
DHW output	26.8	31.1	34.2	26.8	31.1	34.2	kW

4.2

The appliances are tested and approved for natural gas and LPG to EN 15502.
Heat input is different in partial load for appliances with multiple connection

Notes on LPG!

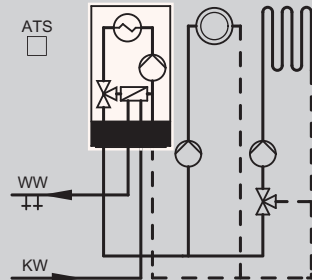
- Different rated heating output when operating with LPG; see technical guides.
- Appliances for multiple connection cannot be operated with LPG.

5853607

VITODENS 100-W

Gas condensing combi boiler
For open flue or room sealed operation
Heating circuit **with** mixer

Heating system



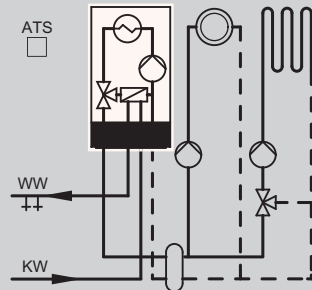
- 1 heating circuit without mixer
- 1 heating circuit with mixer

Control unit

For constant temperature or weather-compensated mode

- With 7-segment LED display and operation via touch buttons
 - Internet and local service connection via integral WiFi interface
- An extension kit is required for the heating circuit with mixer:
- EM-MX mixer extension kit (mixer mounting)**
Part no. Z017409 Euro 572,- MG W
- EM-M1 mixer extension kit (wall mounting)**
Part no. Z025981 Euro 373,- MG W
- An outside temperature sensor is required for weather-compensated mode:
- Outside temperature sensor**
Part no. ZK04306 Euro 67,- MG W

4.2



- 1 heating circuit without mixer and external heating circuit pump
- 1 or 2 heating circuits with mixer
- With low loss header

For constant temperature or weather-compensated mode

- With 7-segment LED display and operation via touch buttons
 - Internet and local service connection via integral WiFi interface
- When using a low loss header, an extension kit is required for the heating circuit with mixer and the EM-P1 extension for the heating circuit without mixer:
- EM-MX mixer extension kit (mixer mounting)**
Part no. Z017409 Euro 572,- MG W
- EM-M1 mixer extension kit (wall mounting)**
Part no. Z025981 Euro 373,- MG W
- EM-P1 extension**
Part no. Z017411 Euro 210,- MG W
- Immersion temperature sensor (for low loss header)**
Part no. ZK04032 Euro 106,- MG W
- An outside temperature sensor is required for weather-compensated mode:
- Outside temperature sensor**
Part no. ZK04306 Euro 67,- MG W

Note!

The boilers are preset for natural gas. Conversion within gas groups E/LL is not required. The conversion to LPG is made at the programming unit (a conversion kit is therefore not required).

An EM-EA1 extension (part no. Z017412) is required for connecting an external solenoid valve and for external extractor interlock.

If multiple appliances are to be connected to a common flue system, the "multiple connection" version must be ordered. Using appliances for single connection and mixed operation of appliances for single connection and multiple connection on a common flue system is not permissible.

Standard delivery/equipment level

- Modulating, fan-assisted premix burner with Lambda Pro
- Control unit with integral WiFi interface
- Integral safety valves
- Variable speed high efficiency circulation pump and 3-way valve
- Expansion vessel (8 litres)
- Integral refilling device with pipe separator
- Fully plumbed and wired
- Boiler flue connection
- Internal back draught safety device (only with appliances for multiple connection)

Note!

For installation of the appliance, a pre-plumbing jig, mounting frame or valves/fittings **must** be added to the order. With appliances for multiple connection, a back draught safety device (ZK05976) for the boiler flue connection must be added to the order.

- ▶ For connection accessories and DHW heating, see Accessories.
- ▶ For the flue system, see the Flue systems price sheet.

VITODENS 100-W

Gas condensing combi boiler
For open flue or room sealed operation
Heating circuit **with** mixer

System Fuel	Rated heating output range (kW) for room heating and heating water temperatures of 50/30 °C or 80/60 °C						MG WC
	3.2 - 19.0 2.9 - 17.5	3.2 - 25.0 2.9 - 23.0	3.2 - 32.0 2.9 - 29.3	5.7 - 19.0 5.2 - 17.5	5.7 - 25.0 5.2 - 23.0	5.7 - 32.0 5.2 - 29.3	
For single connection Natural gas E (H) Natural gas LL LPG P <i>Fittings for surface mounting "light version" are included in the scope of delivery</i>	Z022865 1.712,- ◁A ◁A	Z022866 1.794,- ◁A ◁A	Z022867 1.953,- ◁A ◁A	-	-	-	Part no. Euro
For multiple connection Natural gas E (H) Natural gas LL LPG P <i>Fittings for surface mounting "light version" are included in the scope of delivery</i>	-	-	-	Z022868 1.737,- ◁A ◁A	Z022869 1.819,- ◁A ◁A	Z022870 1.981,- ◁A ◁A	Part no. Euro
For single connection Natural gas E (H) Natural gas LL LPG P <i>Fittings for surface mounting "light version" are included in the scope of delivery</i>	Z022865 1.712,- ◁A ◁A	Z022866 1.794,- ◁A ◁A	Z022867 1.953,- ◁A ◁A	-	-	-	Part no. Euro
For multiple connection Natural gas E (H) Natural gas LL LPG P <i>Fittings for surface mounting "light version" are included in the scope of delivery</i>	-	-	-	Z022868 1.737,- ◁A ◁A	Z022869 1.819,- ◁A ◁A	Z022870 1.981,- ◁A ◁A	Part no. Euro
Specification							
Length	360	360	360	360	360	360	mm
Width	400	400	400	400	400	400	mm
Height	700	700	700	700	700	700	mm
Weight	35	35	35	35	35	35	kg
Flue gas connection	60	60	60	60	60	60	Ø mm
Ventilation air connection	100	100	100	100	100	100	Ø mm
DHW output	26.8	31.1	34.2	26.8	31.1	34.2	kW

4.2

The appliances are tested and approved for natural gas and LPG to EN 15502.
Heat input is different in partial load for appliances with multiple connection

Notes on LPG!



- Different rated heating output when operating with LPG; see technical guides.
- Appliances for multiple connection cannot be operated with LPG.

5853607

VITODENS 100-W

Digital services

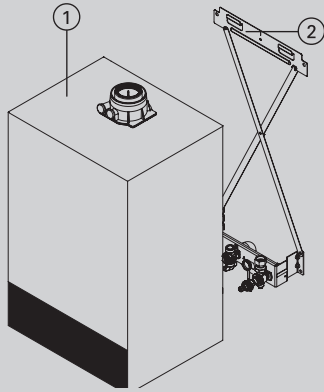
4.2

Mobile applications and smart thermostats			
Communication technology			
<p>ViCare app – mobile applications for system users Mobile operation of the heating system for heating and DHW. Assistance functions and fault display with option for direct connection to a contractor for service requests.</p> <p>► For more information on system requirements and ViCare app registration and usage, see www.vicare.info</p>			
Tools for service, maintenance and commissioning			
<p>ViGuide – mobile applications for trade partners Service and maintenance with ViGuide for optimising workflows in the Viessmann trade partner's business. Ensures customer-friendly online service for the system user, provided they have enabled service via the ViCare app. Straightforward and efficient commissioning of heat generators with integral communication module and battery storage systems, performed by heating contractors using ViGuide.</p> <p>In addition to the free version, ViGuide Pro and ViGuide Premium are also available as paid-for versions with additional analysis, remote maintenance and optimisation functions.</p> <p>► For more information on system requirements and ViGuide registration and usage, see www.viguide.info</p>			
Smart thermostats			MG Y
<p>ViCare thermostat (2-point controller) The function of a wireless, battery-operated class IV room thermostat is provided in conjunction with the ViCare climate sensor. Operation only via ViCare app.</p> <ul style="list-style-type: none"> ■ ViCare climate sensor ■ Licence key: smart thermostat with 2-point room temperature control <p>► For more information on system requirements and usage, see Register 1</p> <p>Note! Usage not possible in conjunction with an outside temperature sensor.</p>		ZK05990 106,-	Part no. Euro
<p>ViCare thermostat (modulating) The function of a wireless, battery-operated class V room thermostat is provided in conjunction with the ViCare climate sensor. Operation only via ViCare app.</p> <ul style="list-style-type: none"> ■ ViCare climate sensor ■ Licence key: smart thermostat with modulating room temperature control <p>► For more information on system requirements and usage, see Register 1</p> <p>Note! Usage not possible in conjunction with an outside temperature sensor.</p>		ZK05991 118,-	Part no. Euro

VITODENS 100-W

Accessories
without DHW cylinder

System diagram



① Vitodens

② Installation accessories

For installation of the appliance, a pre-plumbing jig, mounting frame or valves/fittings must be added to the order.

► See section "Installation accessories".

Optional

Cylinder temperature sensor

To capture the DHW temperature (3.75 m long).
Required with on-site DHW cylinder.

ZK04671
110,-

Part no.
Euro

Drain outlet kit

- Drain outlet with trap
- Connection hose

7459591
35,-

Part no.
Euro

Adaptor for on-site DHW cylinders

- 2 adaptors G $\frac{3}{4}$

ZK05730
46,-

Part no.
Euro

Caps for cylinder connection

For gas system boilers
For sealing off the cylinder flow and return if
operating without a DHW cylinder.

ZK02164
6,-

Part no.
Euro

4.2

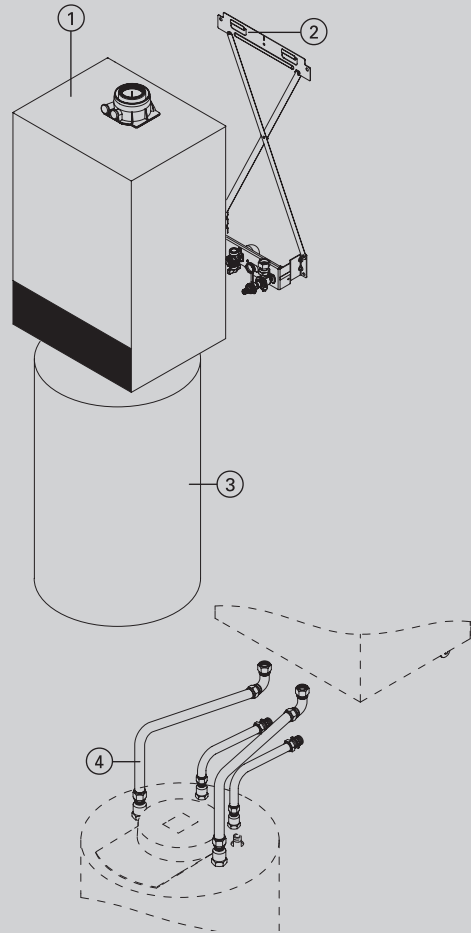
VITODENS 100-W

Accessories

With Vitocell 100-W below the boiler (120 and 150 litres)

Made from steel, with **Ceraprotect enamel coating**

System diagram



① Vitodens

② Installation accessories

For installation of the appliance, a pre-plumbing jig, mounting frame or valves/fittings must be added to the order.

► See section "Installation accessories".

③ Vitocell 100-W, type CUGB-A

DHW cylinder below the boiler, with internal indirect coil

- 120 litre capacity
- Steel, with Ceraprotect enamel coating
- **Highly efficient thermal insulation**
- Colour: Vitopearlwhite

Z018460
1.243,-

Part no.
Euro

Vitocell 100-W, type CUGB-A

DHW cylinder below the boiler, with internal indirect coil

- 150 litre capacity
- Steel, with Ceraprotect enamel coating
- **Highly efficient thermal insulation**
- Colour: Vitopearlwhite

Z018462
1.338,-

Part no.
Euro

Vitocell 100-W, type CUGB

DHW cylinder below the boiler, with internal indirect coil

- 120 litre capacity
- Steel, with Ceraprotect enamel coating
- Standard thermal insulation
- Colour: Vitopearlwhite

Z018459
1.079,-

Part no.
Euro

Vitocell 100-W, type CUGB

DHW cylinder below the boiler, with internal indirect coil

- 150 litre capacity
- Steel, with Ceraprotect enamel coating
- Standard thermal insulation
- Colour: Vitopearlwhite

Z018461
1.159,-

Part no.
Euro

④ Connection set for DHW cylinder below the boiler

For surface or flush mounting (must be added to the order)

- Connection lines
- Cylinder temperature sensor

ZK04709
206,-

Part no.
Euro
MG W

Optional

Immersion heater EHE

Heating output: **2.2 kW**

For installation in the Vitocell through the cylinder flange at the top.

- High limit temperature cut-out device
- Temperature controller
- Flange
- Flange cover
- Gasket
- Power cable with connection plug

7958574
618,-

Part no.
Euro
MG W

Impressed current anode

- Maintenance-free
- In place of the protective magnesium anode supplied

7265008
480,-

Part no.
Euro
MG W

4.2

VITODENS 100-W

Accessories

With Vitocell 100-W below the boiler (120 and 150 litres)
Made from steel, with **Ceraprotect enamel coating**

System diagram			MG W
	Thermometer <ul style="list-style-type: none"> ■ For wall mounting ■ Digital display of two temperatures 	ZK05265 75,-	Part no. Euro
	Safety assembly to DIN 1988 (DN 15) For surface mounting <ul style="list-style-type: none"> ■ Diaphragm safety valve 10 bar (1 MPa) 	7180097 176,-	Part no. Euro
	Pressure reducer (DN 15)	7180148 81,-	Part no. Euro
	Drain outlet kit <ul style="list-style-type: none"> ■ Drain outlet with trap ■ Connection hose 	7459591 35,-	Part no. Euro MG WZ
	Transport aid For easier handling of all vertical DHW cylinders <ul style="list-style-type: none"> ■ With rigid PUR foam thermal insulation ■ Up to 300 litre capacity 	ZK05266 142,-	Part no. Euro

4.2

VITODENS 100-W

Accessories

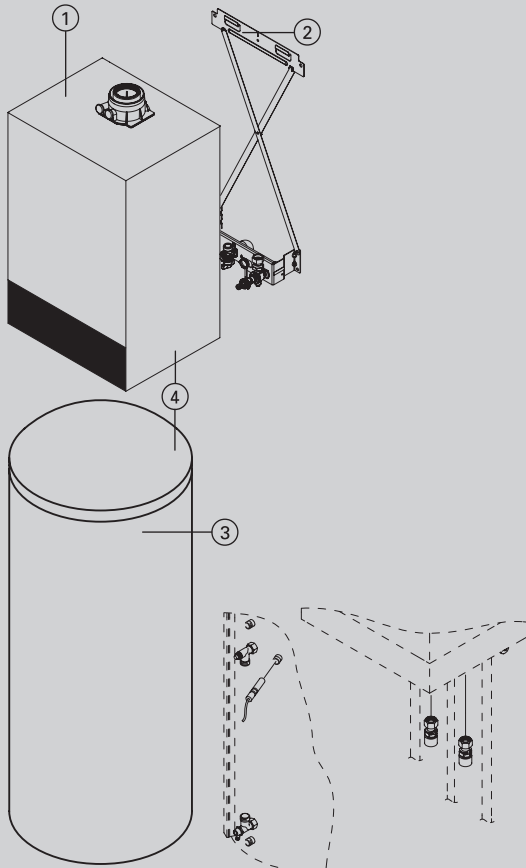
With Vitocell 100-W adjacent to the boiler (160, 200 or 300 litres)

Made from steel, with **Ceraprotect enamel coating**

System diagram

MG WH

4.2



① Vitodens

② Installation accessories

For installation of the appliance, a pre-plumbing jig, mounting frame or valves/fittings must be added to the order.

► See section "Installation accessories".

③ Vitocell 100-V, type CVAB-A

DHW cylinder adjacent to the boiler

- 160 litre capacity
- Steel, with Ceraprotect enamel coating
- Highly efficient thermal insulation
- Colour: Vitopearlwhite

Z018466
1.279,-

Part no.
Euro

Vitocell 100-V, type CVAB-A

DHW cylinder adjacent to the boiler

- 200 litre capacity
- Steel, with Ceraprotect enamel coating
- Highly efficient thermal insulation
- Colour: Vitopearlwhite

Z018641
1.320,-

Part no.
Euro

Vitocell 100-V, type CVAA

DHW cylinder adjacent to the boiler

- 160 litre capacity
- Steel, with Ceraprotect enamel coating
- Standard thermal insulation
- Colour: Vitopearlwhite

Z018464
1.105,-

Part no.
Euro

Vitocell 100-V, type CVAA

DHW cylinder adjacent to the boiler

- 200 litre capacity
- Steel, with Ceraprotect enamel coating
- Standard thermal insulation
- Colour: Vitopearlwhite

Z018468
1.142,-

Part no.
Euro

Vitocell 100-V, type CVAB

DHW cylinder adjacent to the boiler

- 300 l capacity
- Steel, with Ceraprotect enamel coating
- Standard thermal insulation
- Colour: Vitopearlwhite

Z021912
1.464,-

Part no.
Euro

④ Connection set for adjacent DHW cylinder with cylinder temperature sensor, threaded fitting version (Must be added to the order; DHW cylinder to the left or right of the boiler.)

ZK04710
165,-

Part no.
Euro
MG W

Connection set for DHW cylinder adjacent to the boiler with cylinder temperature sensor, solder version (Must be added to the order; DHW cylinder to the left or right of the boiler.)

ZK04711
165,-

Part no.
Euro
MG W

Optional

Impressed current anode

- Maintenance-free
- In place of the protective magnesium anode supplied

7265008
480,-

Part no.
Euro
MG W

Thermometer

- For wall mounting
- Digital display of two temperatures

ZK05265
75,-

Part no.
Euro
MG W

5853607
5853607

VITODENS 100-W

Accessories

With Vitocell 100-W adjacent to the boiler (160, 200 or 300 litres)
Made from steel, with **Ceraprotect enamel coating**

System diagram			MG W
	Safety assembly to DIN 1988 (DN 15, R ¾) <ul style="list-style-type: none"> ■ Diaphragm safety valve 10 bar (1 MPa) ■ Shut-off valve ■ Non-return valve and test connector ■ Pressure gauge ■ Up to 200 litre cylinder capacity 	7219722 251,-	Part no. Euro
	Safety assembly to DIN 1988 (DN 20, R ¾) <ul style="list-style-type: none"> ■ Diaphragm safety valve 10 bar (1 MPa) ■ Shut-off valve ■ Non-return valve and test connector ■ Pressure gauge connector ■ From 300 to 1000 litre cylinder capacity. <i>For surface mounting.</i>	7180662 251,-	Part no. Euro
	Drain outlet kit <ul style="list-style-type: none"> ■ Drain outlet with trap ■ Connection hose 	7459591 35,-	Part no. Euro
	Transport aid For easier handling of all vertical DHW cylinders <ul style="list-style-type: none"> ■ With rigid PUR foam thermal insulation ■ Up to 300 litre capacity 	ZK05266 142,-	Part no. Euro

4.2

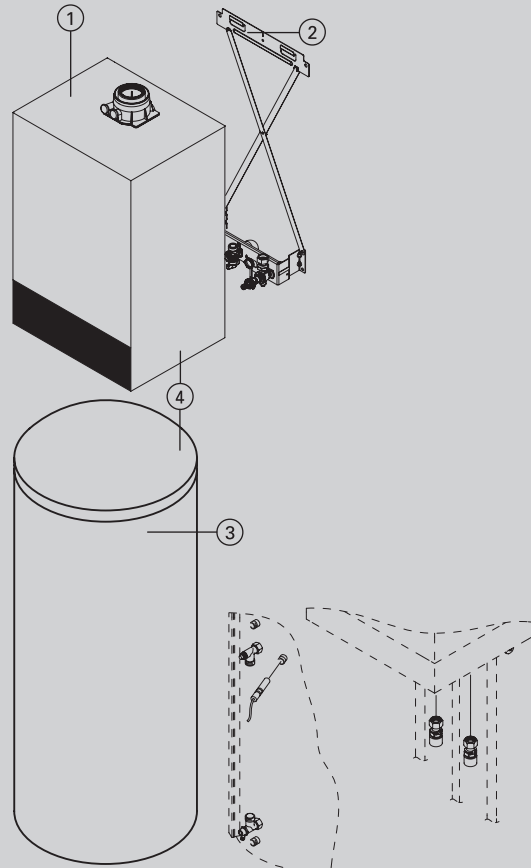
VITODENS 100-W

Accessories

With Vitocell 100-W adjacent to the boiler (300 or 400 litres)

Made from steel, with **Ceraprotect enamel coating**, for solar thermal systems

System diagram



① Vitodens

② Installation accessories

For installation of the appliance, a pre-plumbing jig, mounting frame or valves/fittings must be added to the order.

► See section "Installation accessories".

③ Vitocell 100-B, type CVBC

DHW cylinder adjacent to the boiler, with 2 internal indirect coils

- 300 l capacity
- Steel, with Ceraprotect enamel coating
- Standard thermal insulation
- Colour: Vitopearlwhite

Vitocell 100-W, type CVB

DHW cylinder adjacent to the boiler, with 2 internal indirect coils

- 400 litre capacity
- Steel, with Ceraprotect enamel coating
- Standard thermal insulation
- Colour: Vitopearlwhite

④ Connection set for DHW cylinder adjacent to the boiler with cylinder temperature sensor, threaded fitting version

(Must be added to the order; DHW cylinder to the left or right of the boiler.)

Connection set for DHW cylinder adjacent to the boiler with cylinder temperature sensor, solder version

(Must be added to the order; DHW cylinder to the left or right of the boiler.)

Optional

Impressed current anode

- Maintenance-free
- In place of the protective magnesium anode supplied

Thermometer

- For wall mounting
- Digital display of two temperatures

Thermometer, analogue

For installation in the thermal insulation or front panel of the DHW cylinder.

Safety assembly to DIN 1988 (DN 20, R ¾)

- Diaphragm safety valve 10 bar (1 MPa)
 - Shut-off valve
 - Non-return valve and test connector
 - Pressure gauge connector
- For surface mounting.

Drain outlet kit

- Drain outlet with trap
- Connection hose

MG W

Z021914
1.840,-

Part no.
Euro
MG WH

Z021915
2.627,-

Part no.
Euro
MG WH

ZK04710
165,-

Part no.
Euro

ZK04711
165,-

Part no.
Euro

7265008
480,-

Part no.
Euro

ZK05265
75,-

7595765
35,-

Part no.
Euro

7180662
251,-

Part no.
Euro

7459591
35,-

Part no.
Euro

4.2

VITODENS 100-W

Accessories

With Vitocell 100-W adjacent to the boiler (300 or 400 litres)

Made from steel, with **Ceraprotect enamel coating, for solar thermal systems**

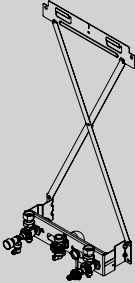
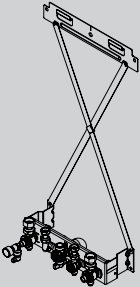
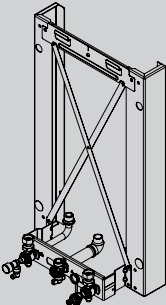
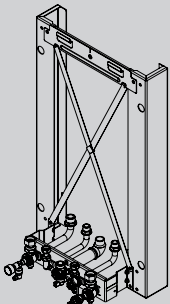
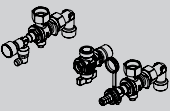
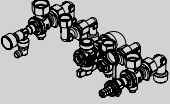
System diagram			
	Transport aid For easier handling of all vertical DHW cylinders <ul style="list-style-type: none">■ With rigid PUR foam thermal insulation■ Up to 300 litre capacity	ZK05266 142,-	Part no. Euro
	Transport aid For easier handling of all vertical DHW cylinders <ul style="list-style-type: none">■ With removable thermal insulation <i>Not suitable for Vitocell 100-V/-B/-L with 750 litre capacity or more.</i>	ZK01793 302,-	Part no. Euro MG N

4.2

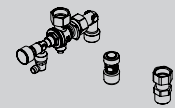
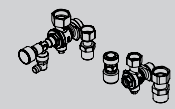
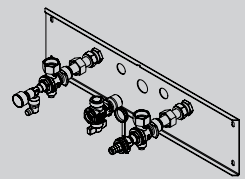
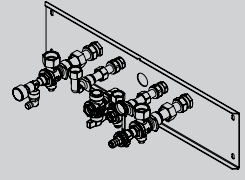
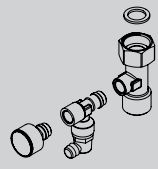
VITODENS 100-W

Accessories

4.2

Accessories			
Installation accessories			MG W
<p>Pre-plumbing jig for surface mounting For gas system boilers</p> <ul style="list-style-type: none"> ■ Fixings ■ Valves/fittings ■ Gas shut-off valve R ¾ with integral, thermally activated safety shut-off valve 		ZK04307 222,- Part no. Euro	
<p>Pre-plumbing jig for surface mounting For gas combi boilers</p> <ul style="list-style-type: none"> ■ Fixings ■ Valves/fittings ■ Gas shut-off valve R ¾ with integral, thermally activated safety shut-off valve 		ZK04919 240,- Part no. Euro	
<p>Mounting frame for surface mounting For gas system boilers</p> <ul style="list-style-type: none"> ■ Fixings ■ Valves/fittings ■ Gas shut-off valve R ¾ with integral, thermally activated safety shut-off valve <p>Wall clearance 90 mm</p>		ZK04308 360,- Part no. Euro	
<p>Mounting frame for surface mounting For gas combi boilers</p> <ul style="list-style-type: none"> ■ Fixings ■ Valves/fittings ■ Gas shut-off valve R ¾ with integral, thermally activated safety shut-off valve <p>Wall clearance 90 mm</p>		ZK04922 405,- Part no. Euro	
<p>Valves/fittings for surface mounting For gas system boilers</p> <ul style="list-style-type: none"> ■ Valves/fittings ■ Gas shut-off valve R ¾ with integral, thermally activated safety shut-off valve 		ZK04669 194,- Part no. Euro	
<p>Valves/fittings for surface mounting For gas combi boilers</p> <ul style="list-style-type: none"> ■ Valves/fittings ■ Gas shut-off valve R ¾ with integral, thermally activated safety shut-off valve 		ZK04925 167,- Part no. Euro	

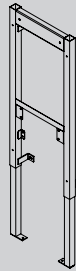

5853607
5853607

Accessories			
Installation accessories			MG W
<p>Valves/fittings for surface mounting "light version" For gas system boilers</p> <ul style="list-style-type: none"> ■ Gas connection piece ■ Connection pieces and angle valves <p><i>Scope of delivery</i></p>		ZK05673 106,-	Part no. Euro
<p>Valves/fittings for surface mounting "light version" For gas combi boilers</p> <ul style="list-style-type: none"> ■ Gas connection piece ■ Connection pieces and angle valves <p><i>Scope of delivery</i></p>		ZK05672 124,-	Part no. Euro
<p>Valves/fittings for flush mounting For gas system boilers</p> <ul style="list-style-type: none"> ■ Valves/fittings ■ Gas shut-off valve R 3/4 with integral, thermally activated safety shut-off valve 		ZK04670 204,-	Part no. Euro
<p>Valves/fittings for flush mounting For gas combi boilers</p> <ul style="list-style-type: none"> ■ Valves/fittings ■ Gas shut-off valve R 3/4 with integral, thermally activated safety shut-off valve 		ZK04926 324,-	Part no. Euro
<p>Pressure gauge supplementary set For retrofitting an analogue pressure gauge on the heating flow</p> <ul style="list-style-type: none"> ■ Pressure gauge ■ Connecting tee ■ Air vent valve 		ZK05681 31,-	Part no. Euro

4.2

VITODENS 100-W



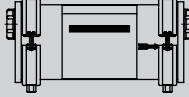

Accessories

Accessories			
Plumbing wall installation			MG W
<p>Plumbing wall mounting frame (installed depth 110 mm) For gas system boilers Suitable for installing the appliance in front of lightweight walls or for installation anywhere in the room.</p> <p><i>The pre-plumbing jig (part no. ZK04307) must be added to the order.</i></p>		ZK04309 312,-	Part no. Euro
<p>Ceiling extension for plumbing wall mounting frame For installation anywhere in the room.</p>		ZK02546 105,-	Part no. Euro

4.2

VITODENS 100-W

Accessories





Accessories			
Valve/fittings covers			MG W
Valve/fittings cover for 400 mm wide appliances Individual and with DHW cylinder adjacent to the boiler.		ZK05674 63,-	Part no. Euro
Neutralising systems			MG W
Neutralising system with wall mounting bracket <ul style="list-style-type: none"> ■ For condensing boilers up to 35 kW ■ With neutralising granulate ■ With connection elbows for DN 20 hose connection ■ With connection hose for connection to the boiler trap 		ZK03652 292,-	Part no. Euro
Neutralising granulate (2.5 kg) Can be used with neutralising system part no. ZK03652.		ZK03654 91,-	Part no. Euro
Neutralising system with wall mounting bracket <ul style="list-style-type: none"> ■ For condensing boilers up to 35 kW ■ With neutralising granulate ■ With connection elbows for DN 20 hose connection 		7968318 270,-	Part no. Euro
Neutralising granulate (2 x 1.3 kg) Can be used with neutralising system part no. 7968318.		7857853 68,-	Part no. Euro MG E
Condensate removal pumps			MG W
Condensate removal pump SI1800 Automatic condensate removal pump with max. 5 mWC <ul style="list-style-type: none"> ■ Centrifugal pump 230 V/70 W ■ Condensate container 2 l ■ Pressure hose 5 m ■ Non-return valve ■ Alarm contact: changeover contact (floating) 250 V/4 A (ohmic load) 		ZK02486 254,-	Part no. Euro

4.2

VITODENS 100-W

Accessories





4.2

Accessories						
Heating circuit						
Connection to heating circuit (nominal diameter)			DN 20 - ¾"	DN 25 - 1"	DN 32 - 1¼"	MG W
Divicon heating circuit distributor with mixer (fully fitted) <ul style="list-style-type: none"> Variable speed high efficiency circulation pump, fully wired Check valve 2 ball valves with thermometers Thermal insulation Mixer extension kit (PlusBus subscriber) including connecting cable (3.5 m long) 						
Fully fitted Divicon heating circuit distributor <ul style="list-style-type: none"> With mixer-3 and mixer extension kit With mixer PCB and mixer motor With high efficiency circulation pump Wilo Para 25/6 			Z024683 1.312,-	Z024684 1.313,-	-	Part no. Euro MG WN
Fully fitted Divicon heating circuit distributor <ul style="list-style-type: none"> With mixer-3 and mixer extension kit With mixer PCB and mixer motor With high efficiency circulation pump Wilo Para 25/8 			-		Z024685 1.366,-	Part no. Euro MG WN
Divicon heating circuit distributor without mixer (fully fitted) <ul style="list-style-type: none"> Variable speed high efficiency circulation pump, fully wired Check valve 2 ball valves with thermometers Thermal insulation 						
Fully fitted Divicon heating circuit distributor Without mixer with high efficiency circulation pump Wilo Para 25/6			Z024686 802,-	Z024687 832,-	-	Part no. Euro
Fully fitted Divicon heating circuit distributor Without mixer with high efficiency circulation pump Wilo Para 25/8			-		Z024688 866,-	Part no. Euro
Wall mounting bracket Required if the distributor is not fitted to a manifold.				7441165 55,-		Part no. Euro MG W
Divicon accessories						
Connection to heating circuit (nominal diameter)			DN 20 - ¾"	DN 25 - 1"	DN 32 - 1¼"	
Cable set (with plugs 40 and 74) To replace the connecting cable supplied in the standard delivery for linking the mixer PCBs, in the case of 2 or 3 heating circuits with mixer.				ZK04322 16,-		Part no. Euro
Wall mounting bracket for individual Divicons (connection between heat generator and Divicon on site)				7465894 60,-		Part no. Euro
Bypass valve For hydronic balancing of the heating circuit. 				7464889 21,-		Part no. Euro
Manifold for 2 Divicons <ul style="list-style-type: none"> Incl. thermal insulation Wall mounted (with wall mounting bracket to be ordered separately) 			7460638 337,-		7466337 382,-	Part no. Euro

5853607
5853607

VITODENS 100-W

Accessories

Accessories					
Divicon accessories					
Connection to heating circuit (nominal diameter)		DN 20 - 3/4"	DN 25 - 1"	DN 32 - 1 1/4"	MG W
Manifold for 3 Divicons ■ Incl. thermal insulation ■ Wall mounted (with wall mounting bracket to be ordered separately)		7460643		7466340	Part no. Euro
		464,-		529,-	
Wall mounting bracket for manifold (connection between heat generator and manifold on site)		7465439			Part no. Euro
		60,-			
Low loss header for Divicon Flow rate up to 4.5 m³/h. Connection to the manifold. ■ With thermal insulation (black) ■ With integral sensor well		7460649		-	Part no. Euro
		343,-			
Low loss header for Divicon Flow rate up to 7.5 m³/h. Connection to the manifold. ■ With thermal insulation (black) ■ With integral sensor well				7460648	Part no. Euro
				428,-	

4.2

Note!




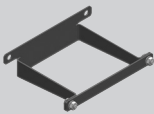
- When sizing the Divicon heating circuit distributor, observe the technical guides.

5853607

VITODENS 100-W

Accessories



4.2

Accessories			
Gas shut-off valves			MG W
Straight-through gas valve R ½ (for surface mounting) With integral, thermally activated safety shut-off valve.		ZK01989 60,-	Part no. Euro
Angle gas valve R ½ (for flush mounting) With integral, thermally activated safety shut-off valve.		ZK01990 42,-	Part no. Euro
Sensors			MG W
Immersion temperature sensor (for low loss header) To capture the low loss header temperature. ■ With connecting lead and plug		ZK04032 106,-	Part no. Euro
Heating circuit control unit extension			MG W
Contact thermostat Temperature limiter to restrict the maximum temperature of underfloor heating systems ■ With connecting lead (1.5 m long)		ZK04647 131,-	Part no. Euro
Accessories			MG W
Heat meter ■ Nominal flow rate 2.5 m³/h ■ Connection accessories G 1 Suitable for the following DHW cylinders: ■ Vitocell 100 up to 500 litre capacity ■ Vitocell 300 up to 200 litre capacity		7172847 617,-	Part no. Euro
Heat meter ■ Nominal flow rate 2.5 m³/h ■ Connection accessories G 1¼ Suitable for the following DHW cylinders: ■ Vitocell 300 with 300 to 500 litre capacity		7172848 669,-	Part no. Euro
Refilling device for pre-plumbing jig For gas system boilers ■ With pipe separator		ZK02163 67,-	Part no. Euro
Low loss header			MG W
Low loss header, type Q70 ■ Heating water flow rate up to 3 m³/h ■ R 1 female connector ■ Rp ½ sleeves for air vent valve, drain and sensor well for temperature sensor ■ With air vent valve and sensor well ■ With EPP insulation to EnEV		ZK03679 207,-	Part no. Euro
Wall mounting bracket for low loss header, type Q70 With fixing materials		ZK03682 54,-	Part no. Euro

5853607
5853607

VITODENS 100-W

Accessories

Accessories			
Balanced flue system			MG WZ
Ventilation air cover For parallel flue pipe routing Ø 60/60 without additional parallel adaptor.		ZK04940 6,-	Part no. Euro
Water spray protection To ensure adherence to the required protection class. Must be added to the order for open flue operation.		7590109 10,20	Part no. Euro MG W
Miscellaneous			MG N
Tool kit For maintenance and service. Can be used for all Viessmann Vitodens, Vitopend, Vitovalor and Vitocaldens. Case with all tools required for maintenance and service: Screwdrivers, extension and inserts.		ZK04569 88,-	Part no. Euro
Plate heat exchanger flushing system Adaptor plate for fitting on the plate heat exchanger after removal. For easy connection of flushing equipment to the plate heat exchanger.		7373005 111,-	Part no. Euro





4.2

5853607

VITODENS 100-W



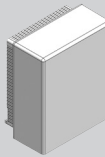

Control unit accessories

4.2

Accessories			
Control unit for room temperature-dependent mode			MG W
<p>Vitotrol 100 (type UTDB)</p> <ul style="list-style-type: none"> ■ Room temperature controller ■ With switching output (2-point output) ■ With menu-guided operation ■ With digital time switch ■ With individual day and seven-day program ■ With 3 preset time programs, individually adjustable ■ Independent of mains power supply (3 V battery operation) 		Z007691 162,-	Part no. Euro
<p>Vitotrol 100 (type UTDB-RF)</p> <ul style="list-style-type: none"> ■ Room temperature controller with integral wireless transmitter and separate receiver with switching output (2-point output) ■ With menu-guided operation ■ With digital time switch ■ With individual day and seven-day program ■ With 3 preset time programs, individually adjustable ■ Room temperature controller with 3 V battery operation, receiver with 230 V mains voltage 		Z007692 299,-	Part no. Euro
<p>OpenTherm modulating room temperature controller</p> <ul style="list-style-type: none"> ■ With seven-day program ■ With connecting cable ■ Operation without batteries (power supply via the boiler) 		Z014134 194,-	Part no. Euro
<p>Vitotrol 100-E (incl. on/off room temperature control)</p> <p>Wireless remote control with integral room temperature sensor and backlit graphic display with the following functions:</p> <ul style="list-style-type: none"> ■ Wireless communication with the heat generator via low power radio ■ Specification of up to 3 set values for the room temperature and one set value for the DHW temperature ■ Time programs for heating and DHW (with individual day and seven-day program) ■ Energy efficient heat demand (meets ErP Level 4) ■ Child lock ■ The display shows the room temperature, time and operating conditions. ■ Very straightforward installation: no cables required <p>Battery operation 2 x 1.5 V (type AA) Max. 1 Vitotrol 100-E per heating circuit</p>		7949932 201,-	Part no. Euro

VITODENS 100-W

Control unit accessories

Accessories			
Control unit for room temperature-dependent mode			MG W
<p>Vitotrol 100-E (incl. modulating room temperature control) Wireless remote control with integral room temperature sensor and backlit graphic display with the following functions:</p> <ul style="list-style-type: none"> ■ Wireless communication with the heat generator via low power radio ■ Specification of up to 3 set values for the room temperature and one set value for the DHW temperature ■ Time programs for heating and DHW (with individual day and seven-day program) ■ Energy efficient heat demand (modulating; meets ErP Level 5) ■ Child lock ■ The display shows the room temperature, time and operating conditions ■ Very straightforward installation: no cables required <p>Battery operation 2 x 1.5 V (type AA) <i>Max. 1 Vitotrol 100-E per heating circuit</i> <i>To extend the range of the wireless signal, the Viessmann ViCare repeater or the repeater for flush mounting can be used.</i></p>	 <p>7968153 212,-</p>	<p>Part no. Euro</p>	
Remote control units			MG W
<p>Vitotrol 200-E Hardwired remote control unit (PlusBus subscriber). With backlit graphic display with plain text. For setting the following functions for one, two, three or up to 4 heating circuits:</p> <ul style="list-style-type: none"> ■ Hardwired communication with the heat generator ■ Time programs for heating circuits and DHW cylinders ■ Comfort functions, e.g. holiday program/holiday at home program ■ Specification of the set DHW temperature and up to 3 set values for the room temperature ■ With integral room temperature sensor for room temperature hook-up (only for one heating circuit with mixer) ■ The display shows the outside temperature, room temperature and operating conditions. <p>If the Vitotrol 200-E is to be used for room temperature hook-up, site the device in a main living room (lead room). Room temperature sensor, part no. 7438537, must be added to the order if the Vitotrol 200-E cannot be sited in a suitable location to capture the room temperature.</p> <p><i>Max. 1 Vitotrol 200-E per heat generator</i></p>	 <p>2017415 288,-</p>	<p>Part no. Euro</p>	
Sensors			MG W
<p>Outside temperature sensor For fixing to the external wall</p> <ul style="list-style-type: none"> ■ Colour: white ■ NTC 10 kOhm 	 <p>ZK04306 67,-</p>	<p>Part no. Euro</p>	
<p>Room temperature sensor (NTC 10 kOhm) In an enclosure for wall mounting <i>To supplement the Vitotrol 200-E</i> <i>If the Vitotrol 200-E cannot be sited in a suitable location to capture the room temperature.</i></p>	 <p>7438537 87,-</p>	<p>Part no. Euro</p>	
<p>Immersion temperature sensor (for low loss header) To capture the low loss header temperature.</p> <ul style="list-style-type: none"> ■ With connecting lead and plug 	<p>ZK04032 106,-</p>	<p>Part no. Euro</p>	







4.2

5853607

VITODENS 100-W

Control unit accessories




4.2

Accessories			
Heating circuit control unit extension			MG W
<p>Contact thermostat Temperature limiter to restrict the maximum temperature of underfloor heating systems</p> <ul style="list-style-type: none"> ■ With connecting lead (1.5 m long) <p><i>Only in conjunction with a directly connected heating circuit without mixer.</i></p>		ZK04647 131,-	Part no. Euro
<p>Immersion thermostat Temperature limiter to restrict the maximum temperature of underfloor heating systems</p> <ul style="list-style-type: none"> ■ With connecting lead (4.2 m long) and plug ■ With stainless steel sensor well R ½ x 200 mm <p><i>In conjunction with heating circuits with separate heating circuit pump and mixer extension kit.</i></p>		7151728 214,-	Part no. Euro
<p>Contact thermostat Temperature limiter to restrict the maximum temperature of underfloor heating systems</p> <ul style="list-style-type: none"> ■ With connecting lead (4.2 m long) and plug <p><i>In conjunction with heating circuits with separate heating circuit pump and mixer extension kit.</i></p>		7151729 164,-	Part no. Euro
<p>EM-MX mixer extension kit (mixer mounting) (PlusBus subscriber) For one heating circuit with mixer, fully wired.</p> <ul style="list-style-type: none"> ■ Mixer PCB with mixer motor for Viessmann mixers DN 20 to 50, R ½ to 1¼ (not for flanged mixers) ■ Flow temperature sensor as contact temperature sensor (NTC 10 kOhm) with connecting lead (2.0 m long) and plug ■ Plug for heating circuit pump ■ Power cable and PlusBus cable with plug ■ With immersion temperature sensor connection for low loss header (immersion temperature sensor must be ordered separately) <p><i>Not if using the sub-mounting kit with mixer.</i></p>		Z017409 572,-	Part no. Euro
<p>EM-M1 mixer extension kit (wall mounting) (PlusBus subscriber) For one heating circuit with mixer, fully wired.</p> <ul style="list-style-type: none"> ■ Mixer PCB for mixer motor to be ordered separately ■ Flow temperature sensor as contact temperature sensor (NTC 10 kOhm) with connecting lead (5.8 m long) and plug ■ Plug for heating circuit pump and mixer motor ■ Power cable and PlusBus cable with plug ■ With immersion temperature sensor connection for low loss header (immersion temperature sensor must be ordered separately) <p><i>Not if using the sub-mounting kit with mixer.</i></p>		Z025981 373,-	Part no. Euro
<p>EM-MX mixer extension kit (for Divicon) (PlusBus subscriber) For one heating circuit with mixer, fully wired.</p> <ul style="list-style-type: none"> ■ Mixer PCB including mixer motor for Divicon ■ Flow temperature sensor as immersion temperature sensor (NTC 10 kOhm) for installation in the Divicon, with connecting lead (0.9 m) with plug ■ Plug for heating circuit pump ■ Power cable and PlusBus cable with plug ■ With immersion temperature sensor connection for low loss header (immersion temperature sensor must be ordered separately) 		Z017414 538,-	Part no. Euro

5853607
5853607

VITODENS 100-W

Control unit accessories

Accessories			
Function extensions			MG W
<p>EM-P1 extension (PlusBus subscriber) Function extension inside enclosure for wall mounting.</p> <ul style="list-style-type: none"> ■ Connection for heating circuit pump for the heating circuit without mixer ■ Connection for DHW circulation pump ■ Immersion temperature sensor connection for low loss header (immersion temperature sensor must be ordered separately) <p><i>Required for e.g. a single heating circuit without mixer with low loss header (separate heating circuit pump).</i></p>		Z017411 210,-	Part no. Euro
<p>EM-S1 extension (PlusBus subscriber) Function extension inside enclosure for wall mounting. Electronic temperature differential control for dual mode DHW heating with solar collectors.</p> <ul style="list-style-type: none"> ■ With output statement and diagnostic system ■ Solar circuit pump speed control with PWM input ■ Suppression of DHW cylinder reheating by the heat generator, subject to solar yield ■ With interval function ■ With collector temperature sensor (NTC 20 kOhm) with connecting lead (2.50 m long) and cylinder temperature sensor (NTC 20 kOhm) with connecting lead (3.60 m long) and plug 		Z019336 560,-	Part no. Euro
<p>EM-EA1 extension (PlusBus subscriber) Function extension inside enclosure for wall mounting. Using the inputs and outputs allows one of the following functions to be achieved. A maximum of 1 EM-EA1 extension can be connected to a heat generator.</p> <ul style="list-style-type: none"> ■ External functions: <ul style="list-style-type: none"> - External set flow temperature 0-10 V - Operating mode changeover - External demand - External blocking ■ Fault message input and fault message output <ul style="list-style-type: none"> - Fault message input 230 V (without system blocking) - Fault message input 230 V and system blocking - Fault message input 24 V and system blocking - Connect message facility only ■ LPG valve (external) ■ Extractor hood (external extractor interlock) <p><i>Required for connection of fault messages, e.g. from the condensate removal pump.</i></p>		Z017412 311,-	Part no. Euro

4.2

5853607

4.2

VITODENS 111-W

Gas condensing storage combi boiler
3.2 to 32.0 kW

10 year guarantee

on stainless steel heat exchangers for
oil/gas condensing boilers up to 150 kW



VISSMANN
ONE BASE



4.3

 H₂ READY · 20%

Vitodens 111-W

For single connection:

Type B1LF

For multiple connection:

Type B1LF-M

Wall mounted gas condensing boiler as a storage combi boiler,
with modulating MatriX-Plus burner, for open flue or room sealed
operation.

With integral stainless steel loading cylinder with 46 litre capacity.

For natural gas and LPG

**Permissible operating pressure: heating water 3 bar (0.3 MPa),
DHW 10 bar (1 MPa)**

Colour: Vitopearlwhite

Product ID: CE-0085DL0217

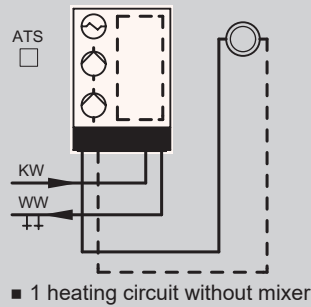
- Seasonal central heating energy efficiency η_{s} up to 94 % (label A)
- Low cycling frequency, even with low heat demand, due to optimised pauses and a wide modulation range down to 1:10
- Durable and efficient thanks to stainless steel Inox-Radial heat exchanger
- MatriX-Plus burner with Lambda Pro combustion controller for permanently high efficiency and clean combustion
- Power saving, high efficiency circulation pump
- Straightforward operation via control unit with LED display and touch buttons.
- Web-enabled through integral WiFi interface for operation and service via Viessmann app
- Local access for service and commissioning via Viessmann apps (without active internet connection)

VITODENS 111-W

Gas condensing storage combi boiler with a **stainless steel loading cylinder**,
for open flue or room sealed operation
Heating circuit **without** mixer

Heating system

Control unit



For constant temperature or weather-compensated mode

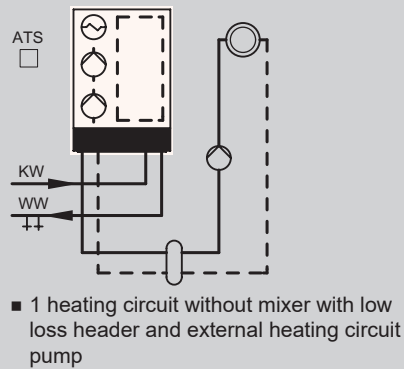
- With 7-segment LED display and operation via touch buttons
 - Internet and local service connection via integral WiFi interface
- A room temperature controller is required for room temperature-dependent mode (DE according to the GEG (German Buildings Energy Act)); see Accessories.

An outside temperature sensor is required for weather-compensated mode:

Outside temperature sensor

Part no. ZK04306 Euro 67,- MG W

4.3



For constant temperature or weather-compensated mode

- With 7-segment LED display and operation via touch buttons
 - Internet and local service connection via integral WiFi interface
- An extension is required for a separate heating circuit without mixer with low loss header (separate heating circuit pump):

EM-P1 extension

Part no. Z017411 Euro 210,- MG W

Immersion temperature sensor (for low loss header)

Part no. ZK04032 Euro 106,- MG W

An outside temperature sensor is required for weather-compensated mode:

Outside temperature sensor

Part no. ZK04306 Euro 67,- MG W

Please note:

The boilers are preset for natural gas. Conversion within gas groups E/LL is not required. The conversion to LPG is made at the programming unit (a conversion kit is therefore not required).

An EM-EA1 extension (part no. Z017412) is required for connecting an external solenoid valve and for external extractor interlock.

If multiple appliances are to be connected to a common flue system, the "multiple connection" version must be ordered. Using appliances for single connection and mixed operation of appliances for single connection and multiple connection on a common flue system is not permitted.

Standard delivery/equipment level

- Condensing boiler and loading cylinder (46 litres) with thermal insulation
- Modulating, fan-assisted premix burner with Lambda Pro
- Control unit with integral WiFi interface
- Expansion vessel (10 litres)
- Fully plumbed and wired
- Boiler flue connection
- Internal back draught safety device (only with appliances for multiple connection)

Please note:

For installation of the appliance, a pre-plumbing jig, mounting frame or valves/fittings **must** be added to the order. With appliances for multiple connection, a back draught safety device (ZK05976) for the boiler flue connection must be added to the order.

► For the flue system, see Register 4.10 onwards.

VITODENS 111-W

Gas condensing storage combi boiler with a **stainless steel loading cylinder**,
for open flue or room sealed operation
Heating circuit **without mixer**

System Fuel	Rated heating output range (kW) for room heating and heating water temperatures of 50/30 °C or 80/60 °C						MG W3
	3.2 - 19.0 2.9 - 17.5	3.2 - 25.0 2.9 - 23.0	3.2 - 32.0 2.9 - 29.3	5.7 - 19.0 5.2 - 17.5	5.7 - 25.0 5.2 - 23.0	5.7 - 32.0 5.2 - 29.3	
For single connection Natural gas E (H) Natural gas LL LPG P Fittings for surface mounting and a drinking water expansion vessel are included in the standard delivery	Z022871 2.698,- A A	Z022872 2.757,- A A	Z022873 2.820,- A A	-	-	-	Part no. Euro A
For multiple connection Natural gas E (H) Natural gas LL Fittings for surface mounting and a drinking water expansion vessel are included in the standard delivery	-	-	-	Z022874 2.765,- A A	Z022875 2.823,- A A	Z022876 2.885,- A A	Part no. Euro A
For single connection Natural gas E (H) Natural gas LL LPG P Fittings for surface mounting and a drinking water expansion vessel are included in the standard delivery	Z022871 2.698,- A A	Z022872 2.757,- A A	Z022873 2.820,- A A	-	-	-	Part no. Euro A
For multiple connection Natural gas E (H) Natural gas LL Fittings for surface mounting and a drinking water expansion vessel are included in the standard delivery	-	-	-	Z022874 2.765,- A A	Z022875 2.823,- A A	Z022876 2.885,- A A	Part no. Euro A
Specification							
Length	500	500	500	500	500	500	mm
Width	600	600	600	600	600	600	mm
Height	950	950	950	950	950	950	mm
Weight	68	68	68	68	68	68	kg
Cylinder capacity	46	46	46	46	46	46	l
Draw-off rate	18.5	20.1	21.2	18.5	20.1	21.2	l/min
Flue gas connection	60	60	60	60	60	60	Ø mm
Ventilation air connection	100	100	100	100	100	100	Ø mm
DHW output	26.8	31.1	34.2	26.8	31.1	34.2	kW

The appliances are tested and approved for natural gas and LPG to EN 15502.
Heat input is different in partial load for appliances with multiple connection

Note on draw-off rate:
Details at ΔT 30 K.

Notes on LPG:

- Different rated heating output when operating with LPG; see technical guides.
- Appliances for multiple connection cannot be operated with LPG.

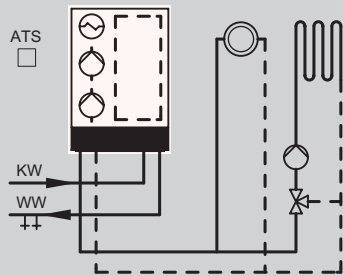
4.3

VITODENS 111-W

Gas condensing storage combi boiler with a **stainless steel loading cylinder**,
for open flue or room sealed operation
Heating circuit **with** mixer

Heating system

Control unit

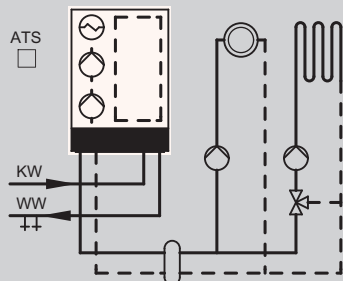


- 1 heating circuit without mixer
- 1 heating circuit with mixer

For constant temperature or weather-compensated mode

- With 7-segment LED display and operation via touch buttons
 - Internet and local service connection via integral WiFi interface
- An extension kit is required for every heating circuit with mixer:
- EM-MX mixer extension kit (mixer mounting)**
Part no. Z017409 Euro 572,- MG W
- EM-M1 mixer extension kit (wall mounting)**
Part no. Z025981 Euro 373,- MG W
- An outside temperature sensor is required for weather-compensated mode:
- Outside temperature sensor**
Part no. ZK04306 Euro 67,- MG W

4.3



- 1 heating circuit without mixer and external heating circuit pump
- 1 heating circuit with mixer
- With low loss header

For constant temperature or weather-compensated mode

- With 7-segment LED display and operation via touch buttons
 - Internet and local service connection via integral WiFi interface
- When using a low loss header, an extension kit is required for the heating circuit with mixer and the EM-P1 extension for the heating circuit without mixer.
- EM-MX mixer extension kit (mixer mounting)**
Part no. Z017409 Euro 572,- MG W
- EM-M1 mixer extension kit (wall mounting)**
Part no. Z025981 Euro 373,- MG W
- EM-P1 extension**
Part no. Z017411 Euro 210,- MG W
- Immersion temperature sensor (for low loss header)**
Part no. ZK04032 Euro 106,- MG W
- An outside temperature sensor is required for weather-compensated mode:
- Outside temperature sensor**
Part no. ZK04306 Euro 67,- MG W

Please note:

The boilers are preset for natural gas. Conversion within gas groups E/LL is not required. The conversion to LPG is made at the programming unit (a conversion kit is therefore not required).

An EM-EA1 extension (part no. Z017412) is required for connecting an external solenoid valve and for external extractor interlock.

If multiple appliances are to be connected to a common flue system, the "multiple connection" version must be ordered. Using appliances for single connection and mixed operation of appliances for single connection and multiple connection on a common flue system is not permitted.

Standard delivery/equipment level

- Condensing boiler and loading cylinder (46 litres) with thermal insulation
- Modulating, fan-assisted premix burner with Lambda Pro
- Control unit with integral WiFi interface
- Expansion vessel (10 litres)
- Fully plumbed and wired
- Boiler flue connection
- Internal back draught safety device (only with appliances for multiple connection)

Please note:

For installation of the appliance, a pre-plumbing jig, mounting frame or valves/fittings **must** be added to the order. With appliances for multiple connection, a back draught safety device (ZK05976) for the boiler flue connection must be added to the order.
► For the flue system, see Register 4.10 onwards.

VITODENS 111-W

Gas condensing storage combi boiler with a **stainless steel loading cylinder**,
for open flue or room sealed operation
Heating circuit **with mixer**

System Fuel	Rated heating output range (kW) for room heating and heating water temperatures of 50/30 °C or 80/60 °C						MG W3	
	3.2 - 19.0 2.9 - 17.5	3.2 - 25.0 2.9 - 23.0	3.2 - 32.0 2.9 - 29.3	5.7 - 19.0 5.2 - 17.5	5.7 - 25.0 5.2 - 23.0	5.7 - 32.0 5.2 - 29.3		
For single connection Natural gas E (H) Natural gas LL LPG P Fittings for surface mounting and a drinking water expansion vessel are included in the standard delivery	Z022871 2.698,- ◁A ◁A	Z022872 2.757,- ◁A ◁A	Z022873 2.820,- ◁A ◁A	-	-	-	Part no. Euro ▮ ⚙	
For multiple connection Natural gas E (H) Natural gas LL Fittings for surface mounting and a drinking water expansion vessel are included in the standard delivery	-	-	-	Z022874 2.765,- ◁A ◁A	Z022875 2.823,- ◁A ◁A	Z022876 2.885,- ◁A ◁A	Part no. Euro ▮ ⚙	
For single connection Natural gas E (H) Natural gas LL LPG P Fittings for surface mounting and a drinking water expansion vessel are included in the standard delivery	Z022871 2.698,- ◁A ◁A	Z022872 2.757,- ◁A ◁A	Z022873 2.820,- ◁A ◁A	-	-	-	Part no. Euro ▮ ⚙	
For multiple connection Natural gas E (H) Natural gas LL Fittings for surface mounting and a drinking water expansion vessel are included in the standard delivery	-	-	-	Z022874 2.765,- ◁A ◁A	Z022875 2.823,- ◁A ◁A	Z022876 2.885,- ◁A ◁A	Part no. Euro ▮ ⚙	
Specification								
Length	500	500	500	500	500	500	mm	
Width	600	600	600	600	600	600	mm	
Height	950	950	950	950	950	950	mm	
Weight	68	68	68	68	68	68	kg	
Cylinder capacity	46	46	46	46	46	46	l	
Draw-off rate	18.5	20.1	21.2	18.5	20.1	21.2	l/min	
Flue gas connection	60	60	60	60	60	60	Ø mm	
Ventilation air connection	100	100	100	100	100	100	Ø mm	
DHW output	26.8	31.1	34.2	26.8	31.1	34.2	kW	

The appliances are tested and approved for natural gas and LPG to EN 15502.
Heat input is different in partial load for appliances with multiple connection

Note on draw-off rate:
Details at ΔT 30 K.

Notes on LPG:

- Different rated heating output when operating with LPG; see technical guides.
- Appliances for multiple connection cannot be operated with LPG.



4.3

5472747

VITODENS 111-W

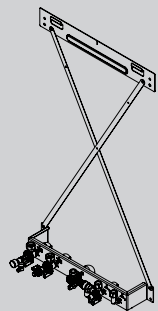
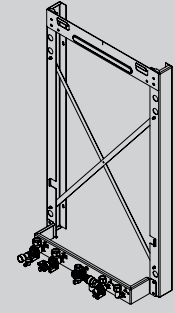
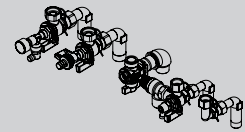
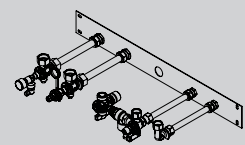
Digital services

4.3

Mobile applications and smart thermostats			
Communication technology			
<p>ViCare app – mobile applications for system users Mobile operation of the heating system for heating and DHW. Assistance functions and fault display with option for direct connection to a contractor for service requests.</p> <p>► For more information on system requirements and ViCare app registration and usage, see www.vicare.info</p>			
Tools for service, maintenance and commissioning			
<p>ViGuide – mobile applications for trade partners Service and maintenance with ViGuide for optimising workflows in the Viessmann trade partner's business. Ensures customer-friendly online service for the system user, provided they have enabled service via the ViCare app. Straightforward and efficient commissioning of heat generators with integral communication module and battery storage systems, performed by heating contractors using ViGuide.</p> <p>In addition to the free version, ViGuide Pro and ViGuide Premium are also available as paid-for versions with additional analysis, remote maintenance and optimisation functions.</p> <p>► For more information on system requirements and ViGuide registration and usage, see www.viguide.info</p>			
Smart thermostats			MG Y
<p>ViCare thermostat (2-point controller) The function of a wireless, battery-operated class IV room thermostat is provided in conjunction with the ViCare climate sensor. Operation via ViCare app.</p> <ul style="list-style-type: none"> ■ ViCare climate sensor ■ Licence key: smart thermostat with 2-point room temperature control <p>► For more information on system requirements and usage, see Register 1</p> <p>Please note: Usage not possible in conjunction with an outside temperature sensor.</p>		ZK05990 106,-	Part no. Euro
<p>ViCare thermostat (modulating) The function of a wireless, battery-operated class V room thermostat is provided in conjunction with the ViCare climate sensor. Operation via ViCare app.</p> <ul style="list-style-type: none"> ■ ViCare climate sensor ■ Licence key: smart thermostat with modulating room temperature control <p>► For more information on system requirements and usage, see Register 1</p> <p>Please note: Usage not possible in conjunction with an outside temperature sensor.</p>		ZK05991 118,-	Part no. Euro

VITODENS 111-W

Accessories

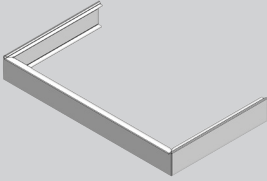


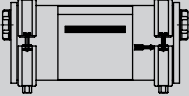

Accessories			
Installation accessories			MG W
<p>Pre-plumbing jig for surface mounting</p> <ul style="list-style-type: none"> ■ Fixings ■ Valves/fittings ■ DHW safety valve 10 bar ■ Gas shut-off valve R ¾ with integral, thermally activated safety shut-off valve 		<p>ZK04929 266,-</p> <p>Part no. Euro</p>	
<p>Mounting frame for surface mounting</p> <ul style="list-style-type: none"> ■ Fixings ■ Valves/fittings ■ DHW safety valve 10 bar ■ Gas shut-off valve R ¾ with integral, thermally activated safety shut-off valve <p>Wall clearance 90 mm</p>		<p>ZK04931 475,-</p> <p>Part no. Euro</p>	
<p>Valves/fittings for surface mounting</p> <ul style="list-style-type: none"> ■ Valves/fittings ■ DHW safety valve 10 bar ■ Gas shut-off valve R ¾ with integral, thermally activated safety shut-off valve <p><i>Standard delivery</i></p>		<p>ZK04933 181,-</p> <p>Part no. Euro</p>	
<p>Valves/fittings for flush mounting</p> <ul style="list-style-type: none"> ■ Valves/fittings ■ DHW safety valve 10 bar ■ Gas shut-off valve R ¾ with integral, thermally activated safety shut-off valve 		<p>ZK04934 315,-</p> <p>Part no. Euro</p>	







4.3

VITODENS 111-W

Accessories

4.3

Accessories			
Valve/fittings covers			MG W
Valve/fittings cover For 600 mm wide appliances.		ZK04938 201,-	Part no. Euro
Hydraulic accessories			MG W
DHW expansion vessel For installation in Vitodens. <ul style="list-style-type: none"> ■ Volume 2 litres ■ Max. pressure 10 bar <i>Standard delivery</i>		ZK04937 111,-	Part no. Euro
Neutralising systems			MG W
Neutralising system with wall mounting bracket <ul style="list-style-type: none"> ■ For condensing boilers up to 35 kW ■ With neutralising granulate ■ With connection elbows for DN 20 hose connection ■ With connection hose for connection to the boiler trap 		ZK03652 292,-	Part no. Euro
Neutralising granulate (2.5 kg) Can be used with neutralising system part no. ZK03652.		ZK03654 91,-	Part no. Euro
Neutralising system with wall mounting bracket <ul style="list-style-type: none"> ■ For condensing boilers up to 35 kW ■ With neutralising granulate (2.6 kg) ■ With connection elbows for DN 20 hose connection 		7968318 270,-	Part no. Euro
Neutralising granulate (2 x 1.3 kg) Can be used with neutralising system part no. 7968318.		7857853 68,-	Part no. Euro
Condensate removal pumps			MG W
Condensate removal pump SI1800 Automatic condensate removal pump with max. 5 mWC <ul style="list-style-type: none"> ■ Centrifugal pump 230 V/70 W ■ Condensate container 2 l ■ Pressure hose 5 m ■ Non-return valve ■ Alarm contact: changeover contact (floating) 250 V/4 A (ohmic load) 		ZK02486 254,-	Part no. Euro

Accessories					
Heating circuit					
Connection to heating circuit (nominal diameter)		DN 20 - 3/4"	DN 25 - 1"	DN 32 - 1 1/4"	
Divicon heating circuit distributor with mixer (fully fitted) <ul style="list-style-type: none"> Variable speed high efficiency circulation pump, fully wired Check valve 2 ball valves with thermometers Thermal insulation Mixer extension kit (PlusBus subscriber) including connecting cable (3.5 m long) 					
Fully fitted Divicon heating circuit distributor <ul style="list-style-type: none"> With mixer-3 and mixer extension kit With mixer PCB and mixer motor With high efficiency circulation pump Wilo PARA 25/6 		Z024683 1.312,-	Z024684 1.313,-	-	Part no. Euro MG WN
Fully fitted Divicon heating circuit distributor <ul style="list-style-type: none"> With mixer-3 and mixer extension kit With mixer PCB and mixer motor With high efficiency circulation pump Wilo PARA 25/8 		-		Z024685 1.366,-	Part no. Euro MG WN
Divicon heating circuit distributor without mixer (fully fitted) <ul style="list-style-type: none"> Variable speed high efficiency circulation pump, fully wired Check valve 2 ball valves with thermometers Thermal insulation 					
Fully fitted Divicon heating circuit distributor Without mixer with high efficiency circulation pump Wilo PARA 25/6		Z024686 802,-	Z024687 832,-	-	Part no. Euro MG WN
Fully fitted Divicon heating circuit distributor Without mixer with high efficiency circulation pump Wilo PARA 25/6		-		Z024688 866,-	Part no. Euro MG WN
Wall mounting bracket Required if the distributor is not fitted to a manifold.			7441165 55,-		Part no. Euro MG W
Divicon accessories					
Connection to heating circuit (nominal diameter)		DN 20 - 3/4"	DN 25 - 1"	DN 32 - 1 1/4"	MG W
Cable set (with plugs  and ) To replace the connecting cable supplied in the standard delivery for linking the mixer PCBs, in the case of 2 or 3 heating circuits with mixer.			ZK04322 16,-		Part no. Euro
Wall mounting bracket for individual Divicons (connection between heat generator and Divicon on site)			7465894 60,-		Part no. Euro
Bypass valve For hydronic balancing of the heating circuit.			7464889 21,-		Part no. Euro
					
Manifold for 2 Divicons <ul style="list-style-type: none"> Incl. thermal insulation Wall mounted (with wall mounting bracket to be ordered separately) 		7460638 337,-	7466337 382,-		Part no. Euro










4.3

5472747

VITODENS 111-W

Accessories




4.3

Accessories			
Divicon accessories			
Connection to heating circuit (nominal diameter)		DN 20 - ¾"	DN 25 - 1"
		DN 32 - 1¼"	MG W
Manifold for 3 Divicons <ul style="list-style-type: none"> ■ Incl. thermal insulation ■ Wall mounted (with wall mounting bracket to be ordered separately) 	7460643 464,-	7466340 529,-	Part no. Euro
Wall mounting bracket for manifold (connection between heat generator and manifold on site) 	7465439 60,-		Part no. Euro
Low loss header for Divicon Flow rate up to 4.5 m³/h. Connection to the manifold. <ul style="list-style-type: none"> ■ With thermal insulation (black) ■ With integral sensor well 	7460649 343,-	-	Part no. Euro
Low loss header for Divicon Flow rate up to 7.5 m³/h. Connection to the manifold. <ul style="list-style-type: none"> ■ With thermal insulation (black) ■ With integral sensor well 	-	7460648 428,-	Part no. Euro
Low loss header			
Low loss header, type Q70 <ul style="list-style-type: none"> ■ Heating water flow rate up to 3 m³/h ■ R 1 female connector ■ Rp ½ sleeves for air vent valve, drain and sensor well for temperature sensor ■ With air vent valve and sensor well ■ With EPP insulation to EnEV 		ZK03679 207,-	Part no. Euro
Wall mounting bracket for low loss header, type Q70 With fixing materials 		ZK03682 54,-	Part no. Euro
Please note:			
<ul style="list-style-type: none"> ■ For Divicon heating circuit distributor, see Register 9.2 ■ When sizing the Divicon heating circuit distributor, observe the technical guides. 			
Balanced flue system			
Ventilation air cover For parallel flue pipe routing Ø 60/60 without additional parallel adaptor. 		ZK04940 6,-	Part no. Euro
Water spray protection To ensure adherence to the required protection class. Must be added to the order for open flue operation. 		7590109 10,20	Part no. Euro
Miscellaneous			
Tool kit For maintenance and service. Can be used for all Viessmann Vitodens, Vitopend, Vitovalor and Vitocaldens. Case with all tools required for maintenance and service: Screwdrivers, extension and inserts. 		ZK04569 88,-	Part no. Euro

5472747
5472747

VITODENS 111-W

Control unit accessories



Accessories			
Miscellaneous			MG N
Plate heat exchanger flushing system Adaptor plate for fitting on the plate heat exchanger after removal. For easy connection of flushing equipment to the plate heat exchanger.		7373005 111,-	Part no. Euro
Control unit for room temperature-dependent mode			MG W
Vitotrol 100 (type UTDB) <ul style="list-style-type: none"> ■ Room temperature controller ■ With switching output (2-point output) ■ With menu-guided operation ■ With digital time switch ■ With individual day and seven-day program ■ With 3 preset time programs, individually adjustable ■ Independent of mains power supply (3 V battery operation) 		 Z007691 162,-	Part no. Euro
Vitotrol 100 (type UTDB-RF) <ul style="list-style-type: none"> ■ Room temperature controller with integral wireless transmitter and separate receiver with switching output (2-point output) ■ With menu-guided operation ■ With digital time switch ■ With individual day and seven-day program ■ With 3 preset time programs, individually adjustable ■ Room temperature controller with 3 V battery operation, receiver with 230 V mains voltage 		 Z007692 299,-	Part no. Euro
Vitotrol 100-E (incl. on/off room temperature control) <p>Wireless remote control with integral room temperature sensor and backlit graphic display with the following functions:</p> <ul style="list-style-type: none"> ■ Wireless communication with the heat generator via low power radio ■ Specification of up to 3 set values for the room temperature and one set value for the DHW temperature ■ Time programs for heating and DHW (with individual day and seven-day program) ■ Energy efficient heat demand (meets ErP Level 4) ■ Child lock ■ The display shows the room temperature, time and operating conditions. ■ Very straightforward installation: no cables required Battery operation 2 x 1.5 V (type AA) Max. 1 Vitotrol 100-E per heating circuit		 7949932 201,-	Part no. Euro

4.3

VITODENS 111-W

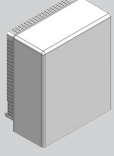




Control unit accessories

4.3

Accessories			
Control unit for room temperature-dependent mode			MG W
<p>Vitotrol 100-E (incl. modulating room temperature control) Wireless remote control with integral room temperature sensor and backlit graphic display with the following functions:</p> <ul style="list-style-type: none"> ■ Wireless communication with the heat generator via low power radio ■ Specification of up to 3 set values for the room temperature and one set value for the DHW temperature ■ Time programs for heating and DHW (with individual day and seven-day program) ■ Energy efficient heat demand (modulating; meets ErP Level 5) ■ Child lock ■ The display shows the room temperature, time and operating conditions ■ Very straightforward installation: no cables required <p>Battery operation 2 x 1.5 V (type AA) <i>Max. 1 Vitotrol 100-E per heating circuit</i></p>		7968153 212,-	Part no. Euro
Remote control units			MG W
<p>Vitotrol 200-E Hardwired remote control unit (PlusBus subscriber). With backlit graphic display with plain text. For setting the following functions for one, two, three or up to 4 heating circuits:</p> <ul style="list-style-type: none"> ■ Hardwired communication with the heat generator ■ Time programs for heating circuits and DHW cylinders ■ Comfort functions, e.g. holiday program/holiday at home program ■ Specification of the set DHW temperature and up to 3 set values for the room temperature ■ With integral room temperature sensor for room temperature hook-up (only for one heating circuit with mixer) ■ The display shows the outside temperature, room temperature and operating conditions. <p>If the Vitotrol 200-E is to be used for room temperature hook-up, site the device in a main living room (lead room). Room temperature sensor, part no. 7438537, must be added to the order if the Vitotrol 200-E cannot be sited in a suitable location to capture the room temperature.</p> <p><i>Max. 1 Vitotrol 200-E per heat generator.</i></p>		Z017415 288,-	Part no. Euro






VITODENS 111-W

Control unit accessories

Accessories			
Sensors			MG W
Outside temperature sensor For fixing to the external wall ■ Colour: white ■ NTC 10 kOhm		ZK04306 67,-	Part no. Euro
Room temperature sensor (NTC 10 kOhm) In an enclosure for wall mounting To supplement the Vitotrol 200-E If the Vitotrol 200-E cannot be sited in a suitable location to capture the room temperature.		7438537 87,-	Part no. Euro
Immersion temperature sensor (for low loss header) To capture the low loss header temperature. ■ With connecting lead and plug		ZK04032 106,-	Part no. Euro
Heating circuit control unit extension			MG W
Contact thermostat Temperature limiter to restrict the maximum temperature of underfloor heating systems ■ With connecting lead (1.5 m long) Only in conjunction with a directly connected heating circuit without mixer.		ZK04647 131,-	Part no. Euro
Immersion thermostat Temperature limiter to restrict the maximum temperature of underfloor heating systems ■ With connecting lead (4.2 m long) and plug ■ With stainless steel sensor well R ½ x 200 mm In conjunction with heating circuits with separate heating circuit pump and mixer extension kit.		7151728 214,-	Part no. Euro
Contact thermostat Temperature limiter to restrict the maximum temperature of underfloor heating systems ■ With connecting lead (4.2 m long) and plug In conjunction with heating circuits with separate heating circuit pump and mixer extension kit.		7151729 164,-	Part no. Euro

4.3

5472747

Accessories			
Function extensions			MG W
<p>EM-MX mixer extension kit (mixer mounting) (PlusBus subscriber) For one heating circuit with mixer, fully wired.</p> <ul style="list-style-type: none"> ■ Mixer PCB with mixer motor for Viessmann mixers DN 20 to 50, R ½ to 1¼ (not for flanged mixers) ■ Flow temperature sensor as contact temperature sensor (NTC 10 kOhm) with connecting lead (2.0 m long) and plug ■ Plug for heating circuit pump ■ Power cable and PlusBus cable with plug ■ With immersion temperature sensor connection for low loss header (immersion temperature sensor must be ordered separately) <p>Not if using the sub-mounting kit with mixer.</p>		Z017409 572,-	Part no. Euro
<p>EM-M1 mixer extension kit (wall mounting) (PlusBus subscriber) For one heating circuit with mixer, fully wired.</p> <ul style="list-style-type: none"> ■ Mixer PCB for mixer motor to be ordered separately ■ Flow temperature sensor as contact temperature sensor (NTC 10 kOhm) with connecting lead (5.8 m long) and plug ■ Plug for heating circuit pump and mixer motor ■ Power cable and PlusBus cable with plug ■ With immersion temperature sensor connection for low loss header (immersion temperature sensor must be ordered separately) 		Z025981 373,-	Part no. Euro
<p>EM-MX mixer extension kit (for Divicon) (PlusBus subscriber) For one heating circuit with mixer, fully wired.</p> <ul style="list-style-type: none"> ■ Mixer PCB including mixer motor for Divicon ■ Flow temperature sensor as immersion temperature sensor (NTC 10 kOhm) for installation in the Divicon, with connecting lead (0.9 m) with plug ■ Plug for heating circuit pump ■ Power cable and PlusBus cable with plug ■ With immersion temperature sensor connection for low loss header (immersion temperature sensor must be ordered separately) 		Z017414 538,-	Part no. Euro
<p>EM-P1 extension (PlusBus subscriber) Function extension inside enclosure for wall mounting.</p> <ul style="list-style-type: none"> ■ Connection for heating circuit pump for the heating circuit without mixer ■ Immersion temperature sensor connection for low loss header (immersion temperature sensor must be ordered separately) <p><i>Required for e.g. a single heating circuit without mixer with low loss header</i></p>		Z017411 210,-	Part no. Euro
<p>EM-EA1 extension (PlusBus subscriber) Function extension inside enclosure for wall mounting. Using the inputs and outputs allows one of the following functions to be achieved. A maximum of 1 EM-EA1 extension can be connected to a heat generator.</p> <ul style="list-style-type: none"> ■ External functions: <ul style="list-style-type: none"> - External set flow temperature 0-10 V - Operating mode changeover - External demand - External blocking ■ Fault message input and fault message output <ul style="list-style-type: none"> - Fault message input 230 V (without system blocking) - Fault message input 230 V and system blocking - Fault message input 24 V and system blocking - Connect message facility only ■ LPG valve (external) ■ Extractor hood (external extractor interlock) <p><i>Required for connection of fault messages, e.g. from the condensate removal pump.</i></p>		Z017412 311,-	Part no. Euro

► For information on ViGuide for commissioning, diagnostics and service, see www.vitoguide.info.

VITODENS 111-F

Gas condensing storage combi boiler
with integral DHW cylinder
3.2 to 32.0 kW

10 year guarantee

on stainless steel heat exchangers for
oil/gas condensing boilers up to 150 kW



Vitodens 111-F

Floorstanding gas condensing boiler as a storage combi boiler,
with modulating MatriX-Plus burner, for open flue or room sealed
operation.

For single connection:

Type B1TF

With integral **loading cylinder** with 100 litre capacity.

For single connection:

Type B1SF

For multiple connection:

Type B1SF-M

With integral **DHW cylinder with internal indirect coil**, with
130 litre capacity. For areas with hard drinking water (> 20 °dH /
> 3.6 mol/m³)

**Permissible operating pressure: heating water 3 bar (0.3 MPa),
DHW 10 bar (1 MPa)**

Colour: Vitopearlwhite

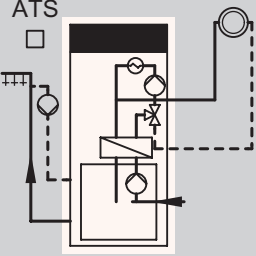
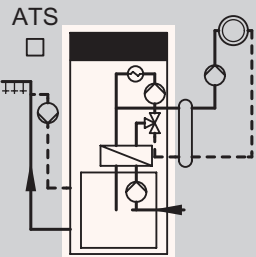
Product ID: CE-0085DL0217

- Seasonal central heating energy efficiency η_{s} up to 94 % (label A)
- Low cycling frequency, even with low heat demand, due to optimised pauses and a wide modulation range down to 1:10
- Durable and efficient thanks to stainless steel Inox-Radial heat exchanger
- MatriX-Plus burner with Lambda Pro combustion controller for permanently high efficiency and clean combustion
- Power saving, high efficiency circulation pump
- Straightforward operation via control unit with LED display and touch buttons
- Web-enabled through integral WiFi interface for operation and service via Viessmann app
- Local access for service and commissioning via Viessmann apps (without active internet connection)

VITODENS 111-F

Gas condensing storage combi boiler with a **loading cylinder**,
for open flue or room sealed operation
Heating circuit **without** mixer

4.4

Heating system	Control unit
 <p>■ 1 heating circuit without mixer</p>	<p>For constant temperature or weather-compensated mode</p> <ul style="list-style-type: none"> ■ With 7-segment LED display and operation via touch buttons ■ Internet and local service connection via integral WiFi interface <p>A room temperature controller is required for room temperature-dependent mode; see Accessories.</p> <p>Connecting a DHW circulation pump requires an extension: EM-P1 extension Part no. Z017411 Euro 210,- MG W</p> <p>An outside temperature sensor is required for weather-compensated mode: Outside temperature sensor Part no. ZK04306 Euro 67,- MG W</p>
 <p>■ 1 heating circuit without mixer with low loss header and external heating circuit pump</p>	<p>For constant temperature or weather-compensated mode</p> <ul style="list-style-type: none"> ■ With 7-segment LED display and operation via touch buttons ■ Internet and local service connection via integral WiFi interface <p>An extension is required for a separate heating circuit without mixer with low loss header (separate heating circuit pump). The DHW circulation pump can also be connected to this extension: EM-P1 extension Part no. Z017411 Euro 210,- MG W</p> <p>Immersion temperature sensor (for low loss header) Part no. ZK04032 Euro 106,- MG W</p> <p>An outside temperature sensor is required for weather-compensated mode: Outside temperature sensor Part no. ZK04306 Euro 67,- MG W</p>

Please note:

The boilers are preset for natural gas. Conversion within gas groups E/LL is not required. The conversion to LPG is made at the programming unit (a conversion kit is therefore not required).

An EM-EA1 extension (part no. Z017412) is required for connecting an external solenoid valve and for external extractor interlock.

Standard delivery/equipment level

- Condensing boiler and loading cylinder (100 litres) with thermal insulation
- Modulating, fan-assisted premix burner with Lambda Pro
- Control unit with integral WiFi interface
- Expansion vessel (12 litres)
- Refilling device with pipe separator
- Fully plumbed and wired
- Boiler flue connection





Please note:

A connection set **must** be added to the order to install the appliances; see Accessories.

► For the flue system, see Register 4.10.

VITODENS 111-F

Gas condensing storage combi boiler with a **loading cylinder**,
for open flue or room sealed operation
Heating circuit **without** mixer

System Fuel	Rated heating output range (kW) for room heating and heating water temperatures of 50/30 °C or 80/60 °C		MG W3
	3.2 - 25.0 2.9 - 23.0	3.2 - 32.0 2.9 - 29.3	
For single connection Natural gas E (H) Natural gas LL LPG P	Z021840 2.889,- ◁A ◁A	Z021841 2.951,- ◁A ◁A	Part no. Euro  
For single connection Natural gas E (H) Natural gas LL LPG P	Z021840 2.889,- ◁A ◁A	Z021841 2.951,- ◁A ◁A	Part no. Euro  

4.4

Specification			
Length	595	595	mm
Width	600	600	mm
Height	1400	1400	mm
Weight	112	112	kg
Cylinder capacity	100	100	l
Draw-off rate	23.8	25.9	l/min
Flue gas connection	60	60	Ø mm
Ventilation air connection	100	100	Ø mm
DHW output	28.9	34.2	kW

The appliances are tested and approved for natural gas and LPG to EN 15502.

Note on draw-off rate:
Details at ΔT 30 K.

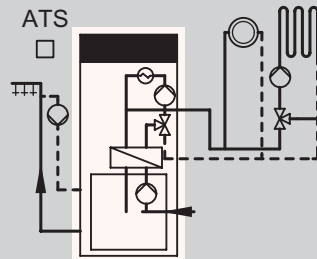
Notes on LPG:
Different rated heating output when operating with LPG; see technical guides.

5472548

VITODENS 111-F

Gas condensing storage combi boiler with a **loading cylinder**,
for open flue or room sealed operation
Heating circuit **with** mixer

Heating system



- 1 heating circuit without mixer
- 1 heating circuit with mixer

Control unit

For constant temperature or weather-compensated mode

- With 7-segment LED display and operation via touch buttons
 - Internet and local service connection via integral WiFi interface
- An extension kit is required for the heating circuit with mixer; the EM-P1 extension is required for connecting a DHW circulation pump:

EM-MX mixer extension kit (mixer mounting)
Part no. Z017409 Euro 572,- MG W

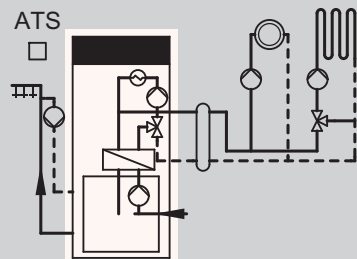
EM-M1 mixer extension kit (wall mounting)
Part no. Z025981

EM-P1 extension
Part no. Z017411 Euro 210,- MG W

An outside temperature sensor is required for weather-compensated mode:

Outside temperature sensor
Part no. ZK04306 Euro 67,- MG W

4.4



- 1 heating circuit without mixer and external heating circuit pump
- 1 heating circuit with mixer
- With low loss header

For constant temperature or weather-compensated mode

- With 7-segment LED display and operation via touch buttons
 - Internet and local service connection via integral WiFi interface
- When using a low loss header, an extension kit is required for the heating circuit with mixer and the EM-P1 extension for the heating circuit without mixer. A DHW circulation pump can also be connected to the EM-P1 extension:

EM-MX mixer extension kit (mixer mounting)
Part no. Z017409 Euro 572,- MG W

EM-M1 mixer extension kit (wall mounting)
Part no. Z025981 Euro 373,- MG W

EM-P1 extension
Part no. Z017411 Euro 210,- MG W

Immersion temperature sensor (for low loss header)
Part no. ZK04032 Euro 106,- MG W

An outside temperature sensor is required for weather-compensated mode:

Outside temperature sensor
Part no. ZK04306 Euro 67,- MG W

Please note:

The boilers are preset for natural gas. Conversion within gas groups E/LL is not required. The conversion to LPG is made at the programming unit (a conversion kit is therefore not required).

An EM-EA1 extension (part no. Z017412) is required for connecting an external solenoid valve and for external extractor interlock.

Standard delivery/equipment level

- Condensing boiler and loading cylinder (100 litres) with thermal insulation
- Modulating, fan-assisted premix burner with Lambda Pro
- Control unit with integral WiFi interface
- Expansion vessel (12 litres)
- Refilling device with pipe separator
- Fully plumbed and wired
- Boiler flue connection





Please note:

A connection set **must** be added to the order to install the appliances; see Accessories.

► For the flue system, see Register 4.10.

VITODENS 111-F

Gas condensing storage combi boiler with a **loading cylinder**,
for open flue or room sealed operation
Heating circuit **with mixer**

System Fuel	Rated heating output range (kW) for room heating and heating water temperatures of 50/30 °C or 80/60 °C		MG W3
	3.2 - 25.0 2.9 - 23.0	3.2 - 32.0 2.9 - 29.3	
For single connection Natural gas E (H) Natural gas LL LPG P	Z021840 2.889,- ◁ A ▷ ◁ A ▷	Z021841 2.951,- ◁ A ▷ ◁ A ▷	Part no. Euro  
For single connection Natural gas E (H) Natural gas LL LPG P	Z021840 2.889,- ◁ A ▷ ◁ A ▷	Z021841 2.951,- ◁ A ▷ ◁ A ▷	Part no. Euro  
Specification			
Length	595	595	mm
Width	600	600	mm
Height	1400	1400	mm
Weight	112	112	kg
Cylinder capacity	100	100	l
Draw-off rate	23.8	25.9	l/min
Flue gas connection	60	60	Ø mm
Ventilation air connection	100	100	Ø mm
DHW output	28.9	34.2	kW

4.4

The appliances are tested and approved for natural gas and LPG to EN 15502.

Note on draw-off rate:
Details at ΔT 30 K.

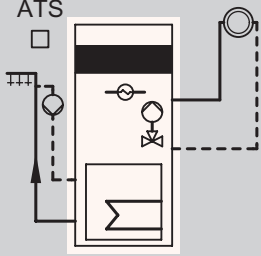
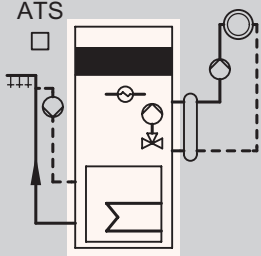
Notes on LPG:
Different rated heating output when operating with LPG; see technical guides.

5472548

VITODENS 111-F

Gas condensing storage combi boiler with DHW cylinder with internal indirect coil,
for open flue or room sealed operation
Heating circuit **without** mixer

4.4

Heating system	Control unit
 <p>■ 1 heating circuit without mixer</p>	<p>For constant temperature or weather-compensated mode</p> <ul style="list-style-type: none"> ■ With 7-segment LED display and operation via touch buttons ■ Internet and local service connection via integral WiFi interface <p>A room temperature controller is required for room temperature-dependent mode; see Accessories.</p> <p>Connecting a DHW circulation pump requires an extension: EM-P1 extension Part no. Z017411 Euro 210,- MG W</p> <p>An outside temperature sensor is required for weather-compensated mode: Outside temperature sensor Part no. ZK04306 Euro 67,- MG W</p>
 <p>■ 1 heating circuit without mixer with low loss header and external heating circuit pump</p>	<p>For constant temperature or weather-compensated mode</p> <ul style="list-style-type: none"> ■ With 7-segment LED display and operation via touch buttons ■ Internet and local service connection via integral WiFi interface <p>An extension is required for a separate heating circuit without mixer with low loss header (separate heating circuit pump). The DHW circulation pump can also be connected to this extension: EM-P1 extension Part no. Z017411 Euro 210,- MG W</p> <p>Immersion temperature sensor (for low loss header) Part no. ZK04032 Euro 106,- MG W</p> <p>An outside temperature sensor is required for weather-compensated mode: Outside temperature sensor Part no. ZK04306 Euro 67,- MG W</p>

Please note:

The boilers are preset for natural gas. Conversion within gas groups E/LL is not required. The conversion to LPG is made at the programming unit (a conversion kit is therefore not required).

An EM-EA1 extension (part no. Z017412) is required for connecting an external solenoid valve and for external extractor interlock.

If multiple appliances are to be connected to a common flue system, the "multiple connection" version must be ordered. Using appliances for single connection and mixed operation of appliances for single connection and multiple connection on a common flue system is not permitted.

Standard delivery/equipment level

- Condensing boiler with DHW cylinder with internal indirect coil (130 litres) and thermal insulation
- Modulating, fan-assisted premix burner with Lambda Pro
- Control unit with integral WiFi interface
- Expansion vessel (12 litres)
- Refilling device with pipe separator
- Fully plumbed and wired
- Boiler flue connection
- Internal back draught safety device (only with appliances for multiple connection)

Please note:

A connection set **must** be added to the order to install the appliances; see Accessories. With appliances for multiple connection, a back draught safety device (ZK05976) for the boiler flue connection must be added to the order.

► For the flue system, see Register 4.10 onwards.

VITODENS 111-F

Gas condensing storage combi boiler with DHW cylinder with internal indirect coil,
for open flue or room sealed operation
Heating circuit **without** mixer

System Fuel	Rated heating output range (kW) for room heating and heating water temperatures of 50/30 °C or 80/60 °C				MG W3
	3.2 - 19.0 2.9 - 17.5	3.2 - 25.0 2.9 - 23.0	3.2 - 32.0 2.9 - 29.3	5.7 - 25.0 5.2 - 23.0	
For single connection Natural gas E (H) Natural gas LL LPG P	Z021843 2.830,- ◀A ◀A	Z021844 2.889,- ◀A ◀A	Z021845 2.951,- ◀A ◀A	-	Part no. Euro ◻ ◻
For multiple connection Natural gas E (H) Natural gas LL	-	-	-	Z021846 2.969,- ◀A ◀A	Part no. Euro ◻ ◻
For single connection Natural gas E (H) Natural gas LL LPG P	Z021843 2.830,- ◀A ◀A	Z021844 2.889,- ◀A ◀A	Z021845 2.951,- ◀A ◀A	-	Part no. Euro ◻ ◻
For multiple connection Natural gas E (H) Natural gas LL	-	-	-	Z021846 2.969,- ◀A ◀A	Part no. Euro ◻ ◻

4.4

Specification					
Length	595	595	595	595	mm
Width	600	600	600	600	mm
Height	1600	1600	1600	1600	mm
Weight	132	132	132	132	kg
Cylinder capacity	130	130	130	130	l
Draw-off rate	20.3	20.6	21.8	20.6	l/min
Flue gas connection	60	60	60	60	Ø mm
Ventilation air connection	100	100	100	100	Ø mm
DHW output	22.2	28.9	34.2	28.9	kW

The appliances are tested and approved for natural gas and LPG to EN 15502.
Heat input is different in partial load for appliances with multiple connection

Note on draw-off rate:
Details at ΔT 30 K.

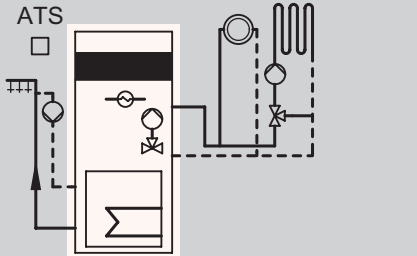
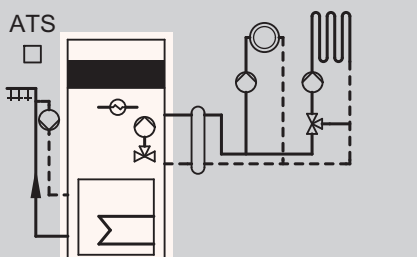
Notes on LPG:

- Different rated heating output when operating with LPG; see technical guides.
- Appliances for multiple connection cannot be operated with LPG.

5472548

VITODENS 111-F

Gas condensing storage combi boiler with DHW cylinder with internal indirect coil,
for open flue or room sealed operation
Heating circuit **with** mixer

Heating system	Control unit
 <ul style="list-style-type: none"> ■ 1 heating circuit without mixer ■ 1 heating circuit with mixer 	<p>For constant temperature or weather-compensated mode</p> <ul style="list-style-type: none"> ■ With 7-segment LED display and operation via touch buttons ■ Internet and local service connection via integral WiFi interface <p>An extension kit is required for the heating circuit with mixer; the EM-P1 extension is required for connecting a DHW circulation pump:</p> <p>EM-MX mixer extension kit (mixer mounting) Part no. Z017409 Euro 272,- MG W</p> <p>EM-M1 mixer extension kit (wall mounting) Part no. Z025981 Euro 373,- MG W</p> <p>EM-P1 extension Part no. Z017411 Euro 210,- MG W</p> <p>An outside temperature sensor is required for weather-compensated mode:</p> <p>Outside temperature sensor Part no. ZK04306 Euro 67,- MG W</p>
 <ul style="list-style-type: none"> ■ 1 heating circuit without mixer and external heating circuit pump ■ 1 heating circuit with mixer ■ With low loss header 	<p>For constant temperature or weather-compensated mode</p> <ul style="list-style-type: none"> ■ With 7-segment LED display and operation via touch buttons ■ Internet and local service connection via integral WiFi interface <p>When using a low loss header, an extension kit is required for the heating circuit with mixer and the EM-P1 extension for the heating circuit without mixer. A DHW circulation pump can also be connected to the EM-P1 extension:</p> <p>EM-MX mixer extension kit (mixer mounting) Part no. Z017409 Euro 572,- MG W</p> <p>EM-M1 mixer extension kit (wall mounting) Part no. Z025981 Euro 373,- MG W</p> <p>EM-P1 extension Part no. Z017411 Euro 210,- MG W</p> <p>Immersion temperature sensor (for low loss header) Part no. ZK04032 Euro 106,- MG W</p> <p>An outside temperature sensor is required for weather-compensated mode:</p> <p>Outside temperature sensor Part no. ZK04306 Euro 67,- MG W</p>

Please note:

The boilers are preset for natural gas. Conversion within gas groups E/LL is not required. The conversion to LPG is made at the programming unit (a conversion kit is therefore not required).

An EM-EA1 extension (part no. Z017412) is required for connecting an external solenoid valve and for external extractor interlock.

If multiple appliances are to be connected to a common flue system, the "multiple connection" version must be ordered. Using appliances for single connection and mixed operation of appliances for single connection and multiple connection on a common flue system is not permitted.

Standard delivery/equipment level

- Condensing boiler with DHW cylinder with internal indirect coil (130 litres) and thermal insulation
- Modulating, fan-assisted premix burner with Lambda Pro
- Control unit with integral WiFi interface
- Expansion vessel (12 litres)
- Refilling device with pipe separator
- Fully plumbed and wired
- Boiler flue connection
- Internal back draught safety device (only with appliances for multiple connection)

Please note:

A connection set **must** be added to the order to install the appliances; see Accessories. With appliances for multiple connection, a back draught safety device (ZK05976) for the boiler flue connection must be added to the order.
► For the flue system, see Register 4.10.

VITODENS 111-F

Gas condensing storage combi boiler with DHW cylinder with internal indirect coil,
for open flue or room sealed operation
Heating circuit **with mixer**

System Fuel	Rated heating output range (kW) for room heating and heating water temperatures of 50/30 °C or 80/60 °C				MG W3
	3.2 - 19.0 2.9 - 17.5	3.2 - 25.0 2.9 - 23.0	3.2 - 32.0 2.9 - 29.3	5.7 - 25.0 5.2 - 23.0	
For single connection Natural gas E (H) Natural gas LL LPG P	Z021843 2.830,- A A	Z021844 2.889,- A A	Z021845 2.951,- A A	-	Part no. Euro A
For multiple connection Natural gas E (H) Natural gas LL	-	-	-	Z021846 2.969,- A A	Part no. Euro A
For single connection Natural gas E (H) Natural gas LL LPG P	Z021843 2.830,- A A	Z021844 2.889,- A A	Z021845 2.951,- A A	-	Part no. Euro A
For multiple connection Natural gas E (H) Natural gas LL	-	-	-	Z021846 2.969,- A A	Part no. Euro A
Specification					
Length	595	595	595	595	mm
Width	600	600	600	600	mm
Height	1600	1600	1600	1600	mm
Weight	132	132	132	132	kg
Cylinder capacity	130	130	130	130	l
Draw-off rate	20.3	20.6	21.8	20.6	l/min
Flue gas connection	60	60	60	60	Ø mm
Ventilation air connection	100	100	100	100	Ø mm
DHW output	22.2	28.9	34.2	28.9	kW

The appliances are tested and approved for natural gas and LPG to EN 15502.
Heat input is different in partial load for appliances with multiple connection

Note on draw-off rate:
Details at ΔT 30 K.

Notes on LPG:

- Different rated heating output when operating with LPG; see technical guides.
- Appliances for multiple connection cannot be operated with LPG.



4.4

5472548

VITODENS 111-F




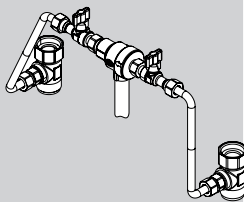
Digital services

4.4

Mobile applications and smart thermostats			
Communication technology			
<p>ViCare app – mobile applications for system users Mobile operation of the heating system for heating and DHW. Assistance functions and fault display with option for direct connection to a contractor for service requests.</p> <p>► For more information on system requirements and ViCare app registration and usage, see www.vicare.info</p>			
Tools for service, maintenance and commissioning			
<p>ViGuide – mobile applications for trade partners Service and maintenance with ViGuide for optimising workflows in the Viessmann trade partner's business. Ensures customer-friendly online service for the system user, provided they have enabled service via the ViCare app. Straightforward and efficient commissioning of heat generators with integral communication module and battery storage systems, performed by heating contractors using ViGuide.</p> <p>In addition to the free version, ViGuide Pro and ViGuide Premium are also available as paid-for versions with additional analysis, remote maintenance and optimisation functions.</p> <p>► For more information on system requirements and ViGuide registration and usage, see www.viguide.info</p>			
Smart thermostats			MG Y
<p>ViCare thermostat (2-point controller) The function of a wireless, battery-operated class IV room thermostat is provided in conjunction with the ViCare climate sensor. Operation via ViCare app.</p> <ul style="list-style-type: none"> ■ ViCare climate sensor ■ Licence key: smart thermostat with 2-point room temperature control <p>► For more information on system requirements and usage, see Register 1</p> <p>Please note: Usage not possible in conjunction with an outside temperature sensor.</p>		ZK05990 106,-	Part no. Euro
<p>ViCare thermostat (modulating) The function of a wireless, battery-operated class V room thermostat is provided in conjunction with the ViCare climate sensor. Operation via ViCare app.</p> <ul style="list-style-type: none"> ■ ViCare climate sensor ■ Licence key: smart thermostat with modulating room temperature control <p>► For more information on system requirements and usage, see Register 1</p> <p>Please note: Usage not possible in conjunction with an outside temperature sensor.</p>		ZK05991 118,-	Part no. Euro

VITODENS 111-F

Accessories

Accessories			
Hydraulic accessories			MG W
<p>Connection set for surface mounting; upward connection</p> <ul style="list-style-type: none"> ■ Connection pipes ■ Shut-off valves for heating water flow and return (R ¾) with BDF valve ■ 2 connection pieces for DHW (R ½) ■ Gas shut-off valve with thermally activated safety shut-off valve (R ½) 		<p>ZK04311 295,-</p> <p>Part no. Euro</p>	
<p>Connection set for surface mounting; connection to the left or right</p> <ul style="list-style-type: none"> ■ Connection pipes ■ Shut-off valves for heating water flow and return (R ¾) with BDF valve ■ 2 connection pieces for DHW (R ½) ■ Gas shut-off valve with thermally activated safety shut-off valve (R ½) 		<p>ZK04312 295,-</p> <p>Part no. Euro</p>	4.4
<p>Connection set for flush mounting</p> <ul style="list-style-type: none"> ■ Installation template ■ Connection pipes ■ Shut-off valves for heating water flow and return (R ¾) with BDF valve and air vent valve ■ 2 connection pieces for DHW (R ½) ■ Angle gas valve with thermally activated safety shut-off valve (R ¾) 		<p>ZK04313 386,-</p> <p>Part no. Euro</p>	
<p>Connection set for DHW circulation pump</p> <p>For hydraulic connection of a DHW circulation pump.</p> <ul style="list-style-type: none"> ■ Pipe assembly with thermal insulation 		<p>ZK05978 125,-</p> <p>Part no. Euro</p>	
<p>Filling device with pipe separator</p> <p>Can be combined with all connection sets and assembly kit with mixer</p> <ul style="list-style-type: none"> ■ For surface mounting 		<p>7356492 98,-</p> <p>Part no. Euro</p>	
Heating circuit			MG W
<p>Contact temperature limiter</p> <p>As a maximum temperature limiter for underfloor heating systems in combination with the assembly kit or sub-mounting kit with mixer. With connecting lead (1.5 m long).</p>		<p>7425493 131,-</p> <p>Part no. Euro</p>	

VITODENS 111-F

Accessories





4.4

Accessories			
Accessories			
Safety assembly to DIN 1988 (DN 15, R 3/4)			7219722 251,-
<ul style="list-style-type: none"> ■ Diaphragm safety valve 10 bar (1 MPa) ■ Shut-off valve ■ Non-return valve and test connector ■ Pressure gauge 			
Safety assembly to DIN 1988 (DN 15)			7351842 111,-
<ul style="list-style-type: none"> ■ Diaphragm safety valve 10 bar (1 MPa) ■ Shut-off valve ■ Non-return valve and test connector ■ Pressure gauge connector <i>For flush mounting.</i>			
Neutralising systems			
Neutralising system with wall mounting bracket			ZK03652 292,-
<ul style="list-style-type: none"> ■ For condensing boilers up to 35 kW ■ With neutralising granulate ■ With connection elbows for DN 20 hose connection ■ With connection hose for connection to the boiler trap 			
Neutralising granulate (2.5 kg) Can be used with neutralising system part no. ZK03652.			ZK03654 91,-
Neutralising system with wall mounting bracket			7968318 270,-
<ul style="list-style-type: none"> ■ For condensing boilers up to 35 kW ■ With neutralising granulate ■ With connection elbows for DN 20 hose connection 			
Neutralising granulate (2 x 1.3 kg) Can be used with neutralising system part no. 7968318.			7857853 68,-

5472548
5472548

VITODENS 111-F

Accessories

Accessories					
Condensate removal pumps					MG W
Condensate removal pump SI1800 Automatic condensate removal pump with max. 5 mWC <ul style="list-style-type: none"> ■ Centrifugal pump 230 V/70 W ■ Condensate container 2 l ■ Pressure hose 5 m ■ Non-return valve ■ Alarm contact: changeover contact (floating) 250 V/4 A (ohmic load) 				ZK02486 254,-	Part no. Euro
Heating circuit					
Connection to heating circuit (nominal diameter)		DN 20 - 3/4"	DN 25 - 1"	DN 32 - 1 1/4"	
Divicon heating circuit distributor with mixer (fully fitted) <ul style="list-style-type: none"> ■ Variable speed high efficiency circulation pump, fully wired ■ Check valve ■ 2 ball valves with thermometers ■ Thermal insulation ■ Mixer extension kit (PlusBus subscriber) including connecting cable (3.5 m long) 					
Fully fitted Divicon heating circuit distributor <ul style="list-style-type: none"> ■ With mixer-3 and mixer extension kit ■ With mixer PCB and mixer motor ■ With high efficiency circulation pump Wilo PARA 25/6 		Z024683 1.312,-	Z024684 1.313,-	-	Part no. Euro MG WN
Fully fitted Divicon heating circuit distributor <ul style="list-style-type: none"> ■ With mixer-3 and mixer extension kit ■ With mixer PCB and mixer motor ■ With high efficiency circulation pump Wilo PARA 25/8 		-		Z024685 1.366,-	Part no. Euro MG WN
Divicon heating circuit distributor without mixer (fully fitted) <ul style="list-style-type: none"> ■ Variable speed high efficiency circulation pump, fully wired ■ Check valve ■ 2 ball valves with thermometers ■ Thermal insulation 					
Fully fitted Divicon heating circuit distributor Without mixer with high efficiency circulation pump Wilo PARA 25/6		Z024686 802,-	Z024687 832,-	-	Part no. Euro MG WN
Fully fitted Divicon heating circuit distributor Without mixer with high efficiency circulation pump Wilo PARA 25/8		-		Z024688 866,-	Part no. Euro MG WN
Wall mounting bracket Required if the distributor is not fitted to a manifold.		7441165 55,-			Part no. Euro MG W
Divicon accessories					
Connection to heating circuit (nominal diameter)		DN 20 - 3/4"	DN 25 - 1"	DN 32 - 1 1/4"	MG W
Cable set (with plugs 40 and 74) To replace the connecting cable supplied in the standard delivery for linking the mixer PCBs, in the case of 2 or 3 heating circuits with mixer.		ZK04322 16,-			Part no. Euro
Wall mounting bracket for individual Divicons (connection between heat generator and Divicon on site)		7465894 60,-			Part no. Euro
Bypass valve For hydronic balancing of the heating circuit.		7464889 21,-			Part no. Euro
					









4.4

5472548

VITODENS 111-F

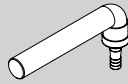


Accessories

4.4

Accessories						
Divicon accessories						
Connection to heating circuit (nominal diameter)			DN 20 - ¾"	DN 25 - 1"	DN 32 - 1¼"	MG W
Manifold for 2 Divicons <ul style="list-style-type: none"> Incl. thermal insulation Wall mounted (with wall mounting bracket to be ordered separately) 		7460638 337,-		7466337 382,-		Part no. Euro
Manifold for 3 Divicons <ul style="list-style-type: none"> Incl. thermal insulation Wall mounted (with wall mounting bracket to be ordered separately) 		7460643 464,-		7466340 529,-		Part no. Euro
Wall mounting bracket for manifold (connection between heat generator and manifold on site)			7465439 60,-			Part no. Euro
Low loss header for Divicon Flow rate up to 4.5 m³/h. Connection to the manifold. <ul style="list-style-type: none"> With thermal insulation (black) With integral sensor well 		7460649 343,-		-		Part no. Euro
Low loss header for Divicon Flow rate up to 7.5 m³/h. Connection to the manifold. <ul style="list-style-type: none"> With thermal insulation (black) With integral sensor well 		-		7460648 428,-		Part no. Euro
Please note:						
<ul style="list-style-type: none"> When sizing the Divicon heating circuit distributor, observe the technical guides. For Divicon heating circuit distributor as an assembly, see Register 9.2 						
Low loss header						MG W
Low loss header, type Q70 <ul style="list-style-type: none"> Heating water flow rate up to 3 m³/h R 1 female connector Rp ½ sleeves for air vent valve, drain and sensor well for temperature sensor With air vent valve and sensor well With EPP insulation to EnEV 			ZK03679 207,-			Part no. Euro
Wall mounting bracket for low loss header, type Q70 With fixing materials			ZK03682 54,-			Part no. Euro
Balanced flue system						MG N
Water spray protection To ensure adherence to the required protection class. Must be added to the order for open flue operation.			7590109 10,20			Part no. Euro

VITODENS 111-F

Accessories




Accessories			
Miscellaneous			MG WZ
Connection bend (DN 40) For direct connection of the appliance-side condensate pipe to the drain pipe (DN 40)		7461025 8,70	Part no. Euro
Boiler plinth For siting the appliance on unfinished floors. Height-adjustable, for screed heights of 10 to 18 cm.		7352259 153,-	Part no. Euro MG W
Transport aid for storage combi boilers		7425341 51,-	Part no. Euro MG N
Tool kit For maintenance and service. Can be used for all Viessmann Vitodens, Vitopend, Vitovalor and Vitocaldens. Case with all tools required for maintenance and service: Screwdrivers, extension and inserts.		ZK04569 88,-	Part no. Euro MG N
Plate heat exchanger flushing system Adaptor plate for fitting on the plate heat exchanger after removal. For easy connection of flushing equipment to the plate heat exchanger.		7373005 111,-	Part no. Euro MG N

4.4

VITODENS 111-F



Control unit accessories

4.4

Accessories			
Control unit for room temperature-dependent mode			MG W
<p>Vitotrol 100 (type UTDB)</p> <ul style="list-style-type: none"> ■ Room temperature controller ■ With switching output (2-point output) ■ With menu-guided operation ■ With digital time switch ■ With individual day and seven-day program ■ With 3 preset time programs, individually adjustable ■ Independent of mains power supply (3 V battery operation) 		Z007691 162,-	Part no. Euro
<p>Vitotrol 100 (type UTDB-RF)</p> <ul style="list-style-type: none"> ■ Room temperature controller with integral wireless transmitter and separate receiver with switching output (2-point output) ■ With menu-guided operation ■ With digital time switch ■ With individual day and seven-day program ■ With 3 preset time programs, individually adjustable ■ Room temperature controller with 3 V battery operation, receiver with 230 V mains voltage 		Z007692 299,-	Part no. Euro
<p>Vitotrol 100-E (incl. on/off room temperature control)</p> <p>Wireless remote control with integral room temperature sensor and backlit graphic display with the following functions:</p> <ul style="list-style-type: none"> ■ Wireless communication with the heat generator via low power radio ■ Specification of up to 3 set values for the room temperature and one set value for the DHW temperature ■ Time programs for heating and DHW (with individual day and seven-day program) ■ Energy efficient heat demand (meets ErP Level 4) ■ Child lock ■ The display shows the room temperature, time and operating conditions. ■ Very straightforward installation: no cables required <p>Battery operation 2 x 1.5 V (type AA) Max. 1 Vitotrol 100-E per heating circuit</p>		7949932 201,-	Part no. Euro

VITODENS 111-F

Control unit accessories

Accessories			
Control unit for room temperature-dependent mode			MG W
<p>Vitotrol 100-E (incl. modulating room temperature control) Wireless remote control with integral room temperature sensor and backlit graphic display with the following functions:</p> <ul style="list-style-type: none"> ■ Wireless communication with the heat generator via low power radio ■ Specification of up to 3 set values for the room temperature and one set value for the DHW temperature ■ Time programs for heating and DHW (with individual day and seven-day program) ■ Energy efficient heat demand (modulating; meets ErP Level 5) ■ Child lock ■ The display shows the room temperature, time and operating conditions ■ Very straightforward installation: no cables required <p>Battery operation 2 x 1.5 V (type AA) <i>Max. 1 Vitotrol 100-E per heating circuit</i></p>	 <p>7968153 212,-</p>	<p>Part no. Euro</p>	
Remote control units			MG W
<p>Vitotrol 200-E Hardwired remote control unit (PlusBus subscriber). With backlit graphic display with plain text. For setting the following functions for one, two, three or up to 4 heating circuits:</p> <ul style="list-style-type: none"> ■ Hardwired communication with the heat generator ■ Time programs for heating circuits and DHW cylinders ■ Comfort functions, e.g. holiday program/holiday at home program ■ Specification of the set DHW temperature and up to 3 set values for the room temperature ■ With integral room temperature sensor for room temperature hook-up (only for one heating circuit with mixer) ■ The display shows the outside temperature, room temperature and operating conditions. <p>If the Vitotrol 200-E is to be used for room temperature hook-up, site the device in a main living room (lead room). Room temperature sensor, part no. 7438537, must be added to the order if the Vitotrol 200-E cannot be sited in a suitable location to capture the room temperature.</p> <p><i>Max. 1 Vitotrol 200-E per heat generator.</i></p>	 <p>Z017415 288,-</p>	<p>Part no. Euro</p>	

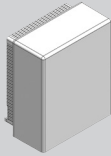





4.4

5472548

VITODENS 111-F





Control unit accessories

4.4

Accessories			
Sensors			MG W
<p>Outside temperature sensor For fixing to the external wall</p> <ul style="list-style-type: none"> ■ Colour: white ■ NTC 10 kOhm 		ZK04306 67,-	Part no. Euro
<p>Room temperature sensor (NTC 10 kOhm) In an enclosure for wall mounting <i>To supplement the Vitotrol 200-E</i> <i>If the Vitotrol 200-E cannot be sited in a suitable location to capture the room temperature.</i></p>		7438537 87,-	Part no. Euro
<p>Immersion temperature sensor (for low loss header) To capture the low loss header temperature.</p> <ul style="list-style-type: none"> ■ With connecting lead and plug 		ZK04032 106,-	Part no. Euro
Heating circuit control unit extension			MG W
<p>Contact thermostat Temperature limiter to restrict the maximum temperature of underfloor heating systems</p> <ul style="list-style-type: none"> ■ With connecting lead (1.5 m long) <p><i>Only in conjunction with a directly connected heating circuit without mixer.</i></p>		ZK04647 131,-	Part no. Euro
<p>Immersion thermostat Temperature limiter to restrict the maximum temperature of underfloor heating systems</p> <ul style="list-style-type: none"> ■ With connecting lead (4.2 m long) and plug ■ With stainless steel sensor well R 1/2 x 200 mm <p><i>In conjunction with heating circuits with separate heating circuit pump and mixer extension kit.</i></p>		7151728 214,-	Part no. Euro
<p>Contact thermostat Temperature limiter to restrict the maximum temperature of underfloor heating systems</p> <ul style="list-style-type: none"> ■ With connecting lead (4.2 m long) and plug <p><i>In conjunction with heating circuits with separate heating circuit pump and mixer extension kit.</i></p>		7151729 164,-	Part no. Euro
<p>EM-MX mixer extension kit (mixer mounting) (PlusBus subscriber) For one heating circuit with mixer, fully wired.</p> <ul style="list-style-type: none"> ■ Mixer PCB with mixer motor for Viessmann mixers DN 20 to 50, R 1/2 to 1 1/4 (not for flanged mixers) ■ Flow temperature sensor as contact temperature sensor (NTC 10 kOhm) with connecting lead (2.0 m long) and plug ■ Plug for heating circuit pump ■ Power cable and PlusBus cable with plug ■ With immersion temperature sensor connection for low loss header (immersion temperature sensor must be ordered separately) <p><i>Not if using the assembly kit with mixer.</i></p>		Z017409 572,-	Part no. Euro

VITODENS 111-F

Control unit accessories

Accessories			
Function extensions			MG W
<p>EM-M1 mixer extension kit (wall mounting) (PlusBus subscriber) For one heating circuit with mixer, fully wired.</p> <ul style="list-style-type: none"> ■ Mixer PCB for mixer motor to be ordered separately ■ Flow temperature sensor as contact temperature sensor (NTC 10 kOhm) with connecting lead (5.8 m long) and plug ■ Plug for heating circuit pump and mixer motor ■ Power cable and PlusBus cable with plug ■ With immersion temperature sensor connection for low loss header (immersion temperature sensor must be ordered separately) <p><i>Not if using the assembly kit with mixer.</i></p>		Z025981 373,- Part no. Euro	
<p>EM-MX mixer extension kit (for Divicon) (PlusBus subscriber) For one heating circuit with mixer, fully wired.</p> <ul style="list-style-type: none"> ■ Mixer PCB including mixer motor for Divicon ■ Flow temperature sensor as immersion temperature sensor (NTC 10 kOhm) for installation in the Divicon, with connecting lead (0.9 m) with plug ■ Plug for heating circuit pump ■ Power cable and PlusBus cable with plug ■ With immersion temperature sensor connection for low loss header (immersion temperature sensor must be ordered separately) 		Z017414 538,- Part no. Euro	
<p>EM-P1 extension (PlusBus subscriber) Function extension inside enclosure for wall mounting.</p> <ul style="list-style-type: none"> ■ Connection for heating circuit pump for the heating circuit without mixer ■ Connection for DHW circulation pump ■ Immersion temperature sensor connection for low loss header (immersion temperature sensor must be ordered separately) <p><i>Required for e.g. a single heating circuit without mixer with low loss header (separate heating circuit pump).</i></p>		Z017411 210,- Part no. Euro	
<p>EM-EA1 extension (PlusBus subscriber) Function extension inside enclosure for wall mounting. Using the inputs and outputs allows one of the following functions to be achieved. A maximum of 1 EM-EA1 extension can be connected to a heat generator.</p> <ul style="list-style-type: none"> ■ External functions: <ul style="list-style-type: none"> - External set flow temperature 0-10 V - Operating mode changeover - External demand - External blocking ■ Fault message input and fault message output <ul style="list-style-type: none"> - Fault message input 230 V (without system blocking) - Fault message input 230 V and system blocking - Fault message input 24 V and system blocking - Connect message facility only ■ LPG valve (external) ■ Extractor hood (external extractor interlock) <p><i>Required for connection of fault messages, e.g. from the condensate removal pump.</i></p>		Z017412 311,- Part no. Euro	

4.4

► For information on ViGuide for commissioning, diagnostics and service, see www.viguide.info.

4.4

VITODENS 200-W

Wall mounted gas condensing boiler
1.9 to 32.0 kW

10 year guarantee

on stainless steel heat exchangers for
oil/gas condensing boilers up to 150 kW



VISSMANN
ONE BASE



4.5

 H₂ READY · 20%

Vitodens 200-W

Type B2HF/B2KF

Wall mounted gas condensing boiler,
with modulating MatriX-Plus burner, for open flue or room sealed
operation.

For natural gas and LPG

Permissible boiler operating pressure 3 bar (0.3 MPa)

Permissible operating pressure of associated DHW cylinders
10 bar (1 MPa)

Colour: Vitopearlwhite

Product ID: CE0085CT0017

- Seasonal central heating energy efficiency $\eta_{s, \text{CH}}$ up to 94 % (label A)
- Low cycling frequency, even with low heat demand, due to optimised pauses and a wide modulation range down to 1:17
- Durable and efficient thanks to stainless steel Inox-Radial heat exchanger
- MatriX-Plus burner with Lambda Pro Plus combustion controller for permanently high efficiency and clean combustion.
- Power saving, high efficiency circulation pump
- 7-inch colour touchscreen with plain text and graphic display, commissioning assistant, energy consumption indicators and the option of operation from a mobile device
- Web-enabled through integral WiFi interface for operation and service via Viessmann apps
- Individual room control via ViCare app for up to 20 rooms in combination with ViCare Smart Climate accessory

8/2023

5836644

VISSMANN

4.5-1

VITODENS 200-W

Gas condensing system boiler
For open flue or room sealed operation
Heating circuit **without** mixer

Heating system

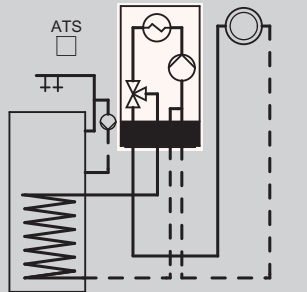
Control unit



ViCare



VitoGuide



- 1 heating circuit without mixer

For constant temperature or weather-compensated mode

- With 7-inch colour touchscreen
- Internet and local service connection via integral WiFi interface
- With connection option for a DHW circulation pump

A room temperature controller is required for room temperature-dependent mode; see Accessories.

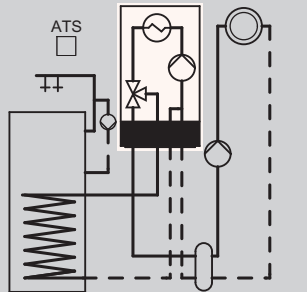
An outside temperature sensor is required for weather-compensated mode:

Outside temperature sensor

Part no. ZK04306 Euro 67,- MG W



4.5



- 1 heating circuit without mixer with low loss header and external heating circuit pump

For weather-compensated mode

- With 7-inch colour touchscreen
- Internet and local service connection via integral WiFi interface
- With connection option for a DHW circulation pump

An extension is required for a separate heating circuit without mixer with low loss header (separate heating circuit pump):

EM-P1 extension

Part no. Z017411 Euro 210,- MG W

Immersion temperature sensor (for low loss header)

Part no. ZK04032 Euro 106,- MG W

An outside temperature sensor is required for weather-compensated mode:

Outside temperature sensor

Part no. ZK04306 Euro 67,- MG W



Note!

The boilers are preset for natural gas. Conversion within gas groups E/LL is not required. The conversion to LPG is made at the programming unit (a conversion kit is therefore not required).

An EM-EA1 extension (part no. Z017412) is required for connecting an external solenoid valve and for external extractor interlock.

Standard delivery/equipment level

- Modulating, fan-assisted premix burner with Lambda Pro Plus
- Control unit with integral WiFi interface
- Integral safety valves
- Variable speed high efficiency circulation pump and 3-way valve (for connecting a DHW cylinder)
- Expansion vessel (10 litres)
- Fully plumbed and wired
- Boiler flue connection

Note!

For installation of the appliance, a pre-plumbing jig, mounting frame or valves/fittings **must** be added to the order.

► For connection accessories and DHW heating, see Accessories.

► For the flue system, see the Flue systems price sheet.

VITODENS 200-W

Gas condensing system boiler
For open flue or room sealed operation
Heating circuit **without** mixer

Control unit display	Fuel	Rated heating output range (kW) for room heating and heating water temperatures of 50/30 °C or 80/60 °C				MG WJ
		1.9 - 11.0 1.7 - 10.1	1.9 - 19.0 1.7 - 17.5	1.9 - 25.0 1.7 - 23.0	1.9 - 32.0 1.7 - 29.3	
7-inch colour touchscreen	Natural gas E (H) Natural gas LL LPG P	Z019320 3.146,- ◁ A	Z019321 3.486,- ◁ A	Z019322 3.649,- ◁ A	Z019323 4.025,- ◁ A	Part no. Euro Energy
7-inch colour touchscreen	Natural gas E (H) Natural gas LL LPG P	Z019320 3.146,- ◁ A	Z019321 3.486,- ◁ A	Z019322 3.649,- ◁ A	Z019323 4.025,- ◁ A	Part no. Euro Energy
Specification						
Length		360	360	360	360	mm
Width		450	450	450	450	mm
Height		700	700	700	700	mm
Weight		33	33	33	33	kg
Flue gas connection		60	60	60	60	Ø mm
Ventilation air connection		100	100	100	100	Ø mm
DHW output		17.5	17.5	23.0	29.3	kW

4.5

The appliances are tested and approved for natural gas and LPG to EN 15502.

Note on LPG!

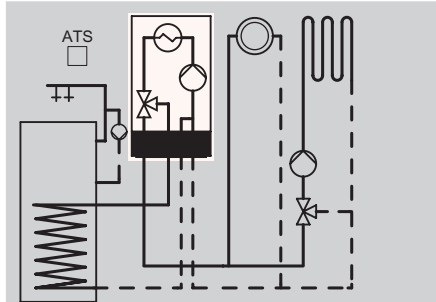
Different rated heating output when operating with LPG; see technical guides.

VITODENS 200-W

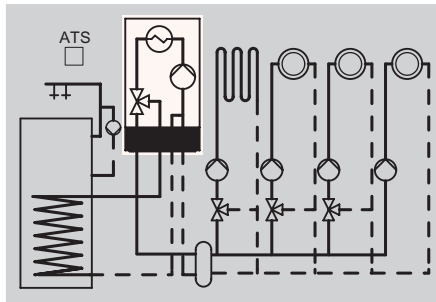
Gas condensing system boiler
For open flue or room sealed operation
Heating circuit **with** mixer

4.5

Heating system



- 1 heating circuit without mixer
- 1 heating circuit with mixer



- 1 heating circuit without mixer and external heating circuit pump
- 1, 2 or 3 heating circuits with mixer
- With low loss header

Control unit



For weather-compensated mode

- With 7-inch colour touchscreen
- Internet and local service connection via integral WiFi interface
- With connection option for a DHW circulation pump



An extension kit is required for every heating circuit with mixer:

EM-MX mixer extension kit (mixer mounting)
Part no. Z017409 Euro 572,- MG W

EM-M1 mixer extension kit (wall mounting)
Part no. Z025981 Euro 373,- MG W


For sub-mounting kit with mixer, see Accessories.

An outside temperature sensor is required for weather-compensated mode:

Outside temperature sensor
Part no. ZK04306 Euro 67,- MG W

For weather-compensated mode

- With 7-inch colour touchscreen
- Internet and local service connection via integral WiFi interface
- With connection option for an external heating circuit pump and DHW circulation pump



An extension kit is required for every heating circuit with mixer:

EM-MX mixer extension kit (mixer mounting)
Part no. Z017409 Euro 572,- MG W

EM-M1 mixer extension kit (wall mounting)
Part no. Z025981 Euro 373,- MG W

Immersion temperature sensor (for low loss header)
Part no. ZK04032 Euro 106,- MG W

An outside temperature sensor is required for weather-compensated mode:

Outside temperature sensor
Part no. ZK04306 Euro 67,- MG W

Note!

The boilers are preset for natural gas. Conversion within gas groups E/LL is not required. The conversion to LPG is made at the programming unit (a conversion kit is therefore not required).

An EM-EA1 extension (part no. Z017412) is required for connecting an external solenoid valve and for external extractor interlock.

Standard delivery/equipment level

- Modulating, fan-assisted premix burner with Lambda Pro Plus
- Control unit with integral WiFi interface
- Integral safety valves
- Variable speed high efficiency circulation pump and 3-way valve (for connecting a DHW cylinder)
- Expansion vessel (10 litres)
- Fully plumbed and wired
- Boiler flue connection

Note!

For installation of the appliance, a pre-plumbing jig, mounting frame or valves/fittings **must** be added to the order.

- ▶ For connection accessories and DHW heating, see Accessories.
- ▶ For the flue system, see the Flue systems price sheet.

VITODENS 200-W

Gas condensing system boiler
For open flue or room sealed operation
Heating circuit **with mixer**

Control unit display	Fuel	Rated heating output range (kW) for room heating and heating water temperatures of 50/30 °C or 80/60 °C				MG WJ
		1.9 - 11.0 1.7 - 10.1	1.9 - 19.0 1.7 - 17.5	1.9 - 25.0 1.7 - 23.0	1.9 - 32.0 1.7 - 29.3	
7-inch colour touchscreen	Natural gas E (H) Natural gas LL LPG P	Z019320 3.146,- ◀ A	Z019321 3.486,- ◀ A	Z019322 3.649,- ◀ A	Z019323 4.025,- ◀ A	Part no. Euro Energy
7-inch colour touchscreen	Natural gas E (H) Natural gas LL LPG P	Z019320 3.146,- ◀ A	Z019321 3.486,- ◀ A	Z019322 3.649,- ◀ A	Z019323 4.025,- ◀ A	Part no. Euro Energy

4.5

Specification						
Length		360	360	360	360	mm
Width		450	450	450	450	mm
Height		700	700	700	700	mm
Weight		33	33	33	33	kg
Flue gas connection		60	60	60	60	Ø mm
Ventilation air connection		100	100	100	100	Ø mm
DHW output		17.5	17.5	23.0	29.3	kW

The appliances are tested and approved for natural gas and LPG to EN 15502.

Note on LPG!

Different rated heating output when operating with LPG; see technical guides.

VITODENS 200-W

Gas condensing combi boiler
For open flue or room sealed operation
Heating circuit **without** mixer

Heating system

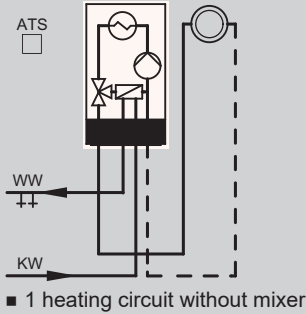
Control unit



ViCare



VitoGuide



■ 1 heating circuit without mixer

For constant temperature or weather-compensated mode

- With 7-inch colour touchscreen
- Internet and local service connection via integral WiFi interface

A room temperature controller is required for room temperature-dependent mode; see Accessories.

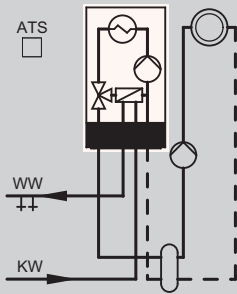
An outside temperature sensor is required for weather-compensated mode:

Outside temperature sensor

Part no. ZK04306 Euro 67,- MG W



4.5



■ 1 heating circuit without mixer with low loss header and external heating circuit pump

For weather-compensated mode

- With 7-inch colour touchscreen
- Internet and local service connection via integral WiFi interface

An extension is required for a separate heating circuit without mixer with low loss header (separate heating circuit pump):

EM-P1 extension

Part no. Z017411 Euro 210,- MG W

Immersion temperature sensor (for low loss header)

Part no. ZK04032 Euro 106,- MG W

An outside temperature sensor is required for weather-compensated mode:

Outside temperature sensor

Part no. ZK04306 Euro 67,- MG W



Note!

The boilers are preset for natural gas. Conversion within gas groups E/LL is not required. The conversion to LPG is made at the programming unit (a conversion kit is therefore not required).

An EM-EA1 extension (part no. Z017412) is required for connecting an external solenoid valve and for external extractor interlock.

Standard delivery/equipment level

- Modulating, fan-assisted premix burner with Lambda Pro Plus
- Control unit with integral WiFi interface
- Integral safety valves
- Variable speed high efficiency circulation pump and 3-way valve
- Expansion vessel (10 litres)
- Refilling device with pipe separator
- Fully plumbed and wired
- Boiler flue connection

Note!

















For installation of the appliance, a pre-plumbing jig, mounting frame or valves/fittings **must** be added to the order.

► For connection accessories and DHW heating, see Accessories.

► For the flue system, see the Flue systems price sheet.

VITODENS 200-W

Gas condensing combi boiler
For open flue or room sealed operation
Heating circuit **without** mixer

Control unit display	Fuel	Rated heating output range (kW) for room heating and heating water temperatures of 50/30 °C or 80/60 °C			MG WJ
		1.9 - 19.0 1.7 - 17.5	1.9 - 25.0 1.7 - 23.0	1.9 - 32.0 1.7 - 29.3	
7-inch colour touchscreen	Natural gas E (H)	Z019342	Z019343	Z019344	Part no. Euro  
	Natural gas LL LPG P	3.887,-  	4.079,-  	4.471,-  	
7-inch colour touchscreen	Natural gas E (H)	Z019342	Z019343	Z019344	Part no. Euro  
	Natural gas LL LPG P	3.887,-  	4.079,-  	4.471,-  	
Specification					
Length		360	360	360	mm
Width		450	450	450	mm
Height		700	700	700	mm
Weight		34	34	34	kg
Flue gas connection		60	60	60	Ø mm
Ventilation air connection		100	100	100	Ø mm
DHW output		26.5	30.7	33.9	kW

4.5

The appliances are tested and approved for natural gas and LPG to EN 15502.

Note on LPG!

Different rated heating output when operating with LPG; see technical guides.

VITODENS 200-W

Gas condensing combi boiler
For open flue or room sealed operation
Heating circuit **with** mixer

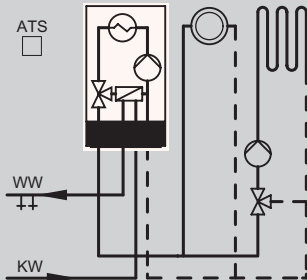
Heating system

Control unit



ViCare

VitoGuide



- 1 heating circuit without mixer
- 1 heating circuit with mixer

For weather-compensated mode

- With 7-inch colour touchscreen
- Internet and local service connection via integral WiFi interface

An extension kit is required for every heating circuit with mixer:

EM-MX mixer extension kit (mixer mounting)
Part no. Z017409 Euro 572,- MG W

EM-M1 mixer extension kit (wall mounting)
Part no. Z025981 Euro 373,- MG W

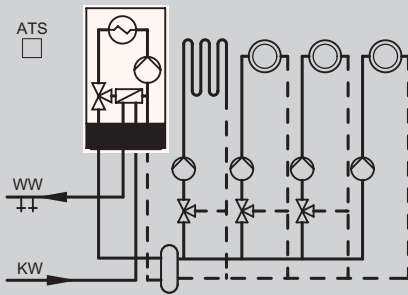
For sub-mounting kit with mixer, see Accessories.

An outside temperature sensor is required for weather-compensated mode:

Outside temperature sensor
Part no. ZK04306 Euro 67,- MG W



4.5



- 1 heating circuit without mixer and external heating circuit pump
- 1, 2 or 3 heating circuits with mixer
- With low loss header

For weather-compensated mode

- With 7-inch colour touchscreen
- Internet and local service connection via integral WiFi interface

An extension kit is required for every heating circuit with mixer:

EM-MX mixer extension kit (mixer mounting)
Part no. Z017409 Euro 572,- MG W

EM-M1 mixer extension kit (wall mounting)
Part no. Z025981 Euro 373,- MG W

Immersion temperature sensor (for low loss header)
Part no. ZK04032 Euro 106,- MG W

An outside temperature sensor is required for weather-compensated mode:

Outside temperature sensor
Part no. ZK04306 Euro 67,- MG W



Note!

The boilers are preset for natural gas. Conversion within gas groups E/LL is not required. The conversion to LPG is made at the programming unit (a conversion kit is therefore not required).

An EM-EA1 extension (part no. Z017412) is required for connecting an external solenoid valve and for external extractor interlock.

Standard delivery/equipment level

- Modulating, fan-assisted premix burner with Lambda Pro Plus
- Control unit with integral WiFi interface
- Integral safety valves
- Variable speed high efficiency circulation pump and 3-way valve
- Expansion vessel (10 litres)
- Refilling device with pipe separator
- Fully plumbed and wired
- Boiler flue connection

Note!

For installation of the appliance, a pre-plumbing jig, mounting frame or valves/fittings **must** be added to the order.

► For connection accessories and DHW heating, see Accessories.

► For the flue system, see the Flue systems price sheet.

VITODENS 200-W

Gas condensing combi boiler
For open flue or room sealed operation
Heating circuit **with mixer**

Control unit display	Fuel	Rated heating output range (kW) for room heating and heating water temperatures of 50/30 °C or 80/60 °C			MG WJ
		1.9 - 19.0 1.7 - 17.5	1.9 - 25.0 1.7 - 23.0	1.9 - 32.0 1.7 - 29.3	
7-inch colour touchscreen	Natural gas E (H) Natural gas LL LPG P	Z019342 3.887,- A A	Z019343 4.079,- A A	Z019344 4.471,- A A	Part no. Euro A
7-inch colour touchscreen	Natural gas E (H) Natural gas LL LPG P	Z019342 3.887,- A A	Z019343 4.079,- A A	Z019344 4.471,- A A	Part no. Euro A
Specification					
Length		360	360	360	mm
Width		450	450	450	mm
Height		700	700	700	mm
Weight		34	34	34	kg
Flue gas connection		60	60	60	Ø mm
Ventilation air connection		100	100	100	Ø mm
DHW output		26.5	30.7	33.9	kW

4.5

The appliances are tested and approved for natural gas and LPG to EN 15502.

Note on LPG!

Different rated heating output when operating with LPG; see technical guides.

VITODENS 200-W

Digital services

Mobile applications and individual room control

Communication technology

ViCare app – mobile applications for system users

Mobile operation of the heating system for heating and DHW. Assistance functions and fault display with option for direct connection to a contractor for service requests.



► For more information on system requirements and ViCare app registration and usage, see www.vicare.info

Tools for service, maintenance and commissioning

ViGuide – mobile applications for trade partners

Service and maintenance with ViGuide for optimising workflows in the Viessmann trade partner's business. Ensures customer-friendly online service for the system user, provided they have enabled service via the ViCare app. Straightforward and efficient commissioning of heat generators with integral communication module and battery storage systems, performed by heating contractors using ViGuide.



In addition to the free version, ViGuide Plus and ViGuide Pro are also available as paid-for versions with additional analysis, remote maintenance and optimisation functions.

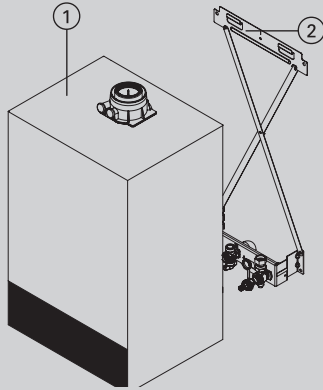
► For more information on system requirements and ViGuide registration and usage, see www.viguide.info

4.5

VITODENS 200-W

Accessories
without DHW cylinder

System diagram



① Vitodens

② Installation accessories

For installation of the appliance, a pre-plumbing jig, mounting frame or valves/fittings must be added to the order.

► See section "Installation accessories".

Optional

Cylinder temperature sensor

To capture the DHW temperature (3.75 m long).
Required with on-site DHW cylinder.

ZK04671
110,-

Part no.
Euro

Drain outlet kit

- Drain outlet with trap
- Connection hose

7459591
35,-

Part no.
Euro

Adaptor for on-site DHW cylinders

- 2 adaptors G 3/4

ZK05730
46,-

Part no.
Euro

Caps for cylinder connection

For gas system boilers
For sealing off the cylinder flow and return if operating without a DHW cylinder.

ZK02164
6,-

Part no.
Euro

4.5

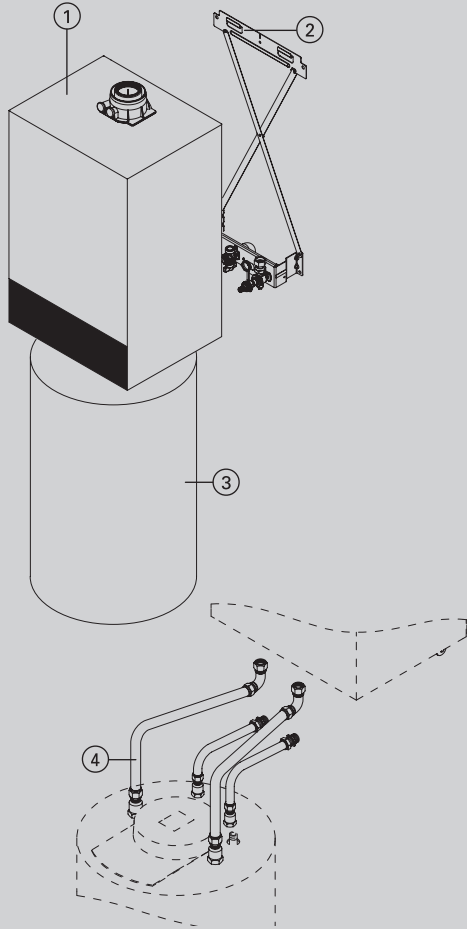
VITODENS 200-W

Accessories

With Vitocell 100-W below the boiler (120 and 150 litres)

Made from steel, with **Ceraprotect enamel coating**

System diagram



① Vitodens

② Installation accessories

For installation of the appliance, a pre-plumbing jig, mounting frame or valves/fittings must be added to the order.

► See section "Installation accessories".

③ Vitocell 100-W, type CUGB-A

DHW cylinder below the boiler, with internal indirect coil

- 120 litre capacity
- Steel, with Ceraprotect enamel coating
- **Highly efficient thermal insulation**
- Colour: Vitopearlwhite

Z018460

1.243,-

◁ A ▷

Part no.
Euro Energy
MG WH

Vitocell 100-W, type CUGB-A

DHW cylinder below the boiler, with internal indirect coil

- 150 litre capacity
- Steel, with Ceraprotect enamel coating
- **Highly efficient thermal insulation**
- Colour: Vitopearlwhite

Z018462

1.338,-

◁ A ▷

Part no.
Euro Energy
MG WH

Vitocell 100-W, type CUGB

DHW cylinder below the boiler, with internal indirect coil

- 120 litre capacity
- Steel, with Ceraprotect enamel coating
- Standard thermal insulation
- Colour: Vitopearlwhite

Z018459

1.079,-

◁ B ▷

Part no.
Euro Energy
MG WH

Vitocell 100-W, type CUGB

DHW cylinder below the boiler, with internal indirect coil

- 150 litre capacity
- Steel, with Ceraprotect enamel coating
- Standard thermal insulation
- Colour: Vitopearlwhite

Z018461

1.159,-

◁ B ▷

Part no.
Euro Energy
MG WH

④ Connection set for DHW cylinder below the boiler

For surface or flush mounting (must be added to the order)

- Connection lines
- Cylinder temperature sensor

ZK04709

206,-

Part no.
Euro
MG W

Optional

Immersion heater EHE

Heating output: **2.2 kW**

For installation in the Vitocell through the cylinder flange at the top.

- High limit temperature cut-out device
- Temperature controller
- Flange
- Flange cover
- Gasket
- Power cable with connection plug

7958574

618,-

Part no.
Euro
MG W

Impressed current anode

- Maintenance-free
- In place of the protective magnesium anode supplied

7265008

480,-

Part no.
Euro
MG W

4.5

VITODENS 200-W

Accessories

With Vitocell 100-W below the boiler (120 and 150 litres)
Made from steel, with **Ceraprotect enamel coating**

System diagram		
Thermometer <ul style="list-style-type: none"> ■ For wall mounting ■ Digital display of 2 temperatures 	ZK05265 75,-	Part no. Euro MG W
Safety assembly to DIN 1988 (DN 15) For surface mounting <ul style="list-style-type: none"> ■ Diaphragm safety valve 10 bar (1 MPa) 	7180097 176,-	Part no. Euro MG W
Pressure reducer (DN 15)	7180148 81,-	Part no. Euro MG W
Drain outlet kit <ul style="list-style-type: none"> ■ Drain outlet with trap ■ Connection hose 	7459591 35,-	Part no. Euro MG W
Transport aid For easier handling of all vertical DHW cylinders <ul style="list-style-type: none"> ■ With rigid PUR foam thermal insulation ■ Up to 300 litre capacity 	ZK05266 142,-	Part no. Euro MG W

4.5

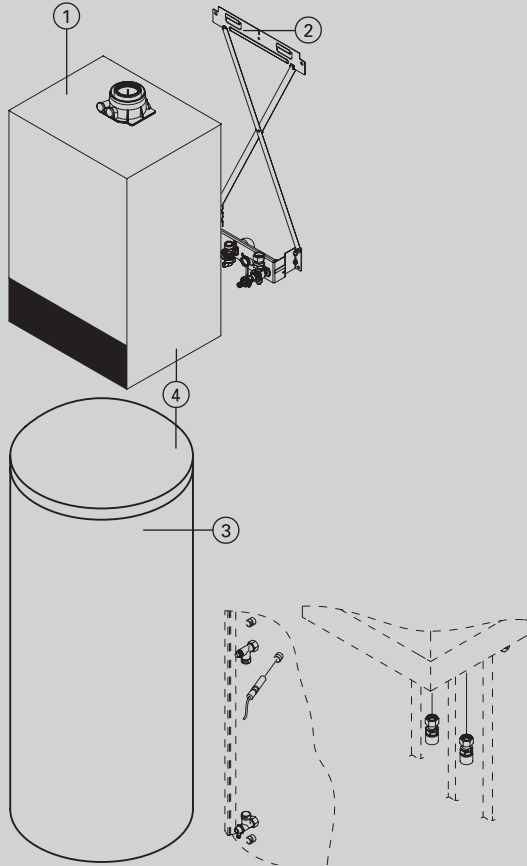
VITODENS 200-W

Accessories

With Vitocell 100-W adjacent to the boiler (160, 200 or 300 litres)

Made from steel, with **Ceraprotect enamel coating**

System diagram



① Vitodens

② Installation accessories

For installation of the appliance, a pre-plumbing jig, mounting frame or valves/fittings must be added to the order.

► See section "Installation accessories".

③ Vitocell 100-V, type CVAB-A

DHW cylinder adjacent to the boiler

- 160 litre capacity
- Steel, with Ceraprotect enamel coating
- Highly efficient thermal insulation
- Colour: Vitopearlwhite

Z018466

1.279,-

<A>

Part no.
Euro
Energy
MG WH

Vitocell 100-V, type CVAB-A

DHW cylinder adjacent to the boiler

- 200 litre capacity
- Steel, with Ceraprotect enamel coating
- Highly efficient thermal insulation
- Colour: Vitopearlwhite

Z018641

1.320,-

<A>

Part no.
Euro
Energy
MG WH

Vitocell 100-V, type CVAA

DHW cylinder adjacent to the boiler

- 160 litre capacity
- Steel, with Ceraprotect enamel coating
- Standard thermal insulation
- Colour: Vitopearlwhite

Z018464

1.105,-

Part no.
Euro
Energy
MG WH

Vitocell 100-V, type CVAA

DHW cylinder adjacent to the boiler

- 200 litre capacity
- Steel, with Ceraprotect enamel coating
- Standard thermal insulation
- Colour: Vitopearlwhite

Z018468

1.142,-

Part no.
Euro
Energy
MG WH

Vitocell 100-V, type CVAB

DHW cylinder adjacent to the boiler

- 300 l capacity
- Steel, with Ceraprotect enamel coating
- Standard thermal insulation
- Colour: Vitopearlwhite

Z021912

1.464,-

Part no.
Euro
Energy
MG WH

④ Connection set for DHW cylinder adjacent to the boiler with cylinder temperature sensor, threaded fitting version

(Must be added to the order; DHW cylinder to the left or right of the boiler.)

ZK04710

165,-

Part no.
Euro
MG W

Connection set for DHW cylinder adjacent to the boiler with cylinder temperature sensor, solder version

(Must be added to the order; DHW cylinder to the left or right of the boiler.)

ZK04711

165,-

Part no.
Euro
MG O

Optional

Impressed current anode

- Maintenance-free
- In place of the protective magnesium anode supplied

7265008

480,-

Part no.
Euro
MG W

Thermometer

- For wall mounting
- Digital display of 2 temperatures

ZK05265

75,-

Part no.
Euro
MG W

4.5

VITODENS 200-W

Accessories

With Vitocell 100-W adjacent to the boiler (160, 200 or 300 litres)
Made from steel, with **Ceraprotect enamel coating**

System diagram			
	Safety assembly to DIN 1988 (DN 15, R ¾) <ul style="list-style-type: none"> ■ Diaphragm safety valve 10 bar (1 MPa) ■ Shut-off valve ■ Non-return valve and test connector ■ Pressure gauge ■ Up to 200 litre cylinder capacity 	7219722 251,-	Part no. Euro MG W
	Safety assembly to DIN 1988 (DN 20, R ¾) <ul style="list-style-type: none"> ■ Diaphragm safety valve 10 bar (1 MPa) ■ Shut-off valve ■ Non-return valve and test connector ■ Pressure gauge connector ■ From 300 to 1000 litre cylinder capacity. <i>For surface mounting.</i> 	7180662 251,-	Part no. Euro MG W
	Drain outlet kit <ul style="list-style-type: none"> ■ Drain outlet with trap ■ Connection hose 	7459591 35,-	Part no. Euro MG W
	Transport aid For easier handling of all vertical DHW cylinders <ul style="list-style-type: none"> ■ With rigid PUR foam thermal insulation ■ Up to 300 litre capacity 	ZK05266 142,-	Part no. Euro MG W

4.5

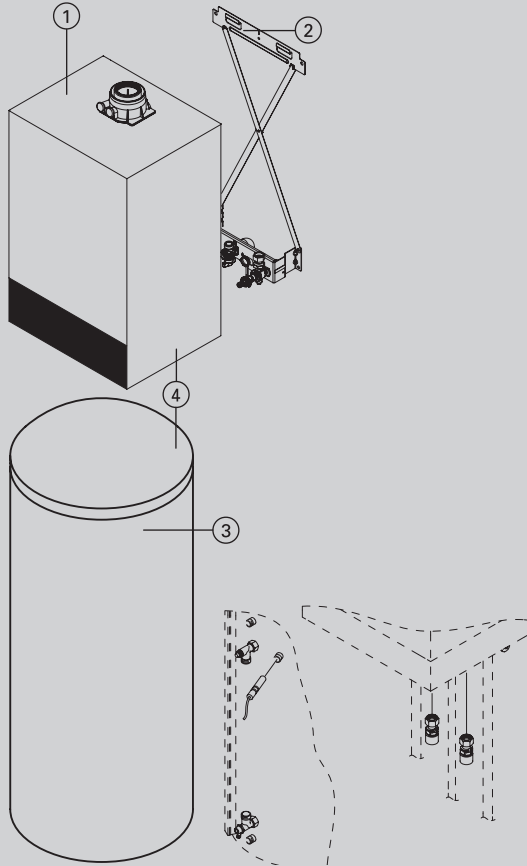
VITODENS 200-W

Accessories

With Vitocell 100-W adjacent to the boiler (300 or 400 litres)

Made from steel, with **Ceraprotect enamel coating**, for solar thermal systems

System diagram



① Vitodens

② Installation accessories

For installation of the appliance, a pre-plumbing jig, mounting frame or valves/fittings must be added to the order.

► See section "Installation accessories".

③ Vitocell 100-B, type CVBC

DHW cylinder adjacent to the boiler with 2 internal indirect coils

- 300 litre capacity
- Steel, with Ceraprotect enamel coating
- Standard thermal insulation
- Colour: Vitopearlwhite

Z021914

1.840,-

< B

Part no.
Euro
Energy
MG WH

Vitocell 100-B, type CVB

DHW cylinder adjacent to the boiler with 2 internal indirect coils

- 400 litre capacity
- Steel, with Ceraprotect enamel coating
- Standard thermal insulation
- Colour: Vitopearlwhite

Z021915

2.627,-

< B

Part no.
Euro
Energy
MG WH

④ Connection set for DHW cylinder adjacent to the boiler with cylinder temperature sensor, threaded fitting version

(Must be added to the order; DHW cylinder to the left or right of the boiler.)

ZK04710

165,-

Part no.
Euro
MG W

Connection set for DHW cylinder adjacent to the boiler with cylinder temperature sensor, solder version

(Must be added to the order; DHW cylinder to the left or right of the boiler.)

ZK04711

165,-

Part no.
Euro
MG W

Optional

Impressed current anode

- Maintenance-free
- In place of the protective magnesium anode supplied

7265008

480,-

Part no.
Euro
MG W

Thermometer

- For wall mounting
- Digital display of 2 temperatures

ZK05265

75,-

Part no.
Euro
MG W

Thermometer, analogue

For installation in the thermal insulation or front panel of the DHW cylinder.

7595765

35,-

Part no.
Euro
MG W

Safety assembly to DIN 1988 (DN 20, R ¾)

- Diaphragm safety valve 10 bar (1 MPa)
 - Shut-off valve
 - Non-return valve and test connector
 - Pressure gauge connector
- For surface mounting.

7180662

251,-

Part no.
Euro
MG W

Drain outlet kit

- Drain outlet with trap
- Connection hose

7459591

35,-

Part no.
Euro
MG W

4.5

VITODENS 200-W

Accessories

With Vitocell 100-W adjacent to the boiler (300 or 400 litres)

Made from steel, with **Ceraprotect enamel coating, for solar thermal systems**

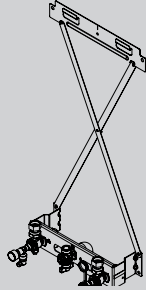
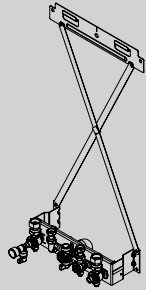
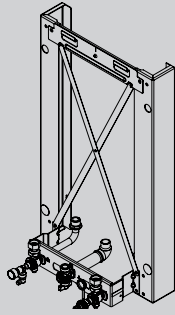
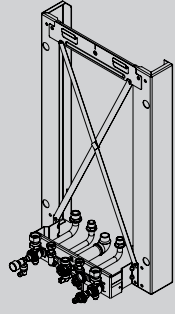

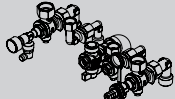
System diagram			
	<p>Transport aid For easier handling of all vertical DHW cylinders</p> <ul style="list-style-type: none"> ■ With rigid PUR foam thermal insulation ■ Up to 300 litre capacity 	ZK05266 142,-	Part no. Euro MG W
	<p>Transport aid For easier handling of all vertical DHW cylinders</p> <ul style="list-style-type: none"> ■ With removable thermal insulation <p><i>Not suitable for Vitocell 100-V/-B/-L with 750 litre capacity or more.</i></p>	ZK01793 302,-	Part no. Euro MG N

4.5

VITODENS 200-W

Accessories

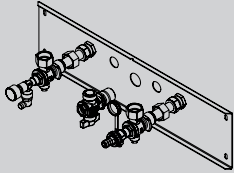
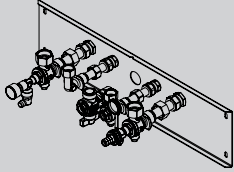
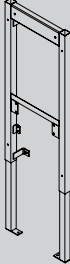

4.5

Accessories			
Installation accessories			MG W
<p>Pre-plumbing jig for surface mounting For gas system boilers</p> <ul style="list-style-type: none"> ■ Fixings ■ Valves/fittings ■ Gas shut-off valve R ¾ with integral, thermally activated safety shut-off valve 		ZK04307 222,- Part no. Euro	
<p>Pre-plumbing jig for surface mounting For gas combi boilers</p> <ul style="list-style-type: none"> ■ Fixings ■ Valves/fittings ■ Gas shut-off valve R ¾ with integral, thermally activated safety shut-off valve 		ZK04919 240,- Part no. Euro	
<p>Mounting frame for surface mounting For gas system boilers</p> <ul style="list-style-type: none"> ■ Fixings ■ Valves/fittings ■ Gas shut-off valve R ¾ with integral, thermally activated safety shut-off valve <p>Wall clearance 90 mm</p>		ZK04308 360,- Part no. Euro	
<p>Mounting frame for surface mounting For gas combi boilers</p> <ul style="list-style-type: none"> ■ Fixings ■ Valves/fittings ■ Gas shut-off valve R ¾ with integral, thermally activated safety shut-off valve <p>Wall clearance 90 mm</p>		ZK04922 405,- Part no. Euro	
<p>Valves/fittings for surface mounting For gas system boilers</p> <ul style="list-style-type: none"> ■ Valves/fittings ■ Gas shut-off valve R ¾ with integral, thermally activated safety shut-off valve 		ZK04669 194,- Part no. Euro	
<p>Valves/fittings for surface mounting For gas combi boilers</p> <ul style="list-style-type: none"> ■ Valves/fittings ■ Gas shut-off valve R ¾ with integral, thermally activated safety shut-off valve 		ZK04925 167,- Part no. Euro	

5836644
5896611

VITODENS 200-W

Accessories

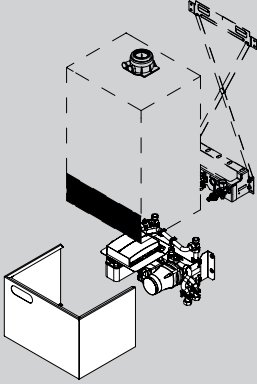
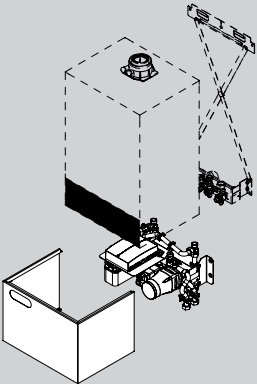
Accessories			
Installation accessories			MG W
<p>Valves/fittings for flush mounting For gas system boilers</p> <ul style="list-style-type: none"> ■ Valves/fittings ■ Gas shut-off valve R ¾ with integral, thermally activated safety shut-off valve 		<p>ZK04670 204,-</p> <p>Part no. Euro</p>	
<p>Valves/fittings for flush mounting For gas combi boilers</p> <ul style="list-style-type: none"> ■ Valves/fittings ■ Gas shut-off valve R ¾ with integral, thermally activated safety shut-off valve 		<p>ZK04926 324,-</p> <p>Part no. Euro</p>	
Plumbing wall installation			MG W
<p>Plumbing wall mounting frame (installed depth 110 mm) For gas system boilers Suitable for installing the appliance in front of lightweight walls or for installation anywhere in the room.</p> <p><i>The pre-plumbing jig (part no. ZK04307) must be added to the order.</i></p>		<p>ZK04309 312,-</p> <p>Part no. Euro</p>	
<p>Ceiling extension for plumbing wall mounting frame For installation anywhere in the room.</p>		<p>ZK02546 105,-</p> <p>Part no. Euro</p>	

4.5

VITODENS 200-W



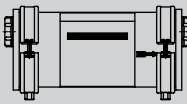

Accessories

4.5

Accessories			
Heating circuit			MG W
<p>Sub-mounting kit with mixer For gas system boilers. Complete assembly for heat distribution via one heating circuit with mixer and one heating circuit without mixer, for installation below the appliance.</p> <ul style="list-style-type: none"> ■ Plate heat exchanger for system separation of the heating circuit with mixer ■ Variable speed high efficiency circulation pump for the heating circuit with mixer ■ 3-way mixer with mixer motor ■ Mixer PCB, capable of communicating via PlusBus ■ Adjustable bypass ■ Flow temperature sensor ■ Valve for regulating the flow rates of both heating circuits ■ Cover with same design as the wall mounted boiler <p>The sub-mounting kit can only be used in conjunction with a pre-plumbing jig for surface mounting. The pre-plumbing jig must be added to the order. Not in conjunction with the Vitocell 100-W DHW cylinder installed below the boiler. Not in conjunction with the plumbing wall mounting frame. For different applications, use a mixer extension kit.</p> <p><i>Maximum transferable heating output of the heating circuit with mixer is 14 kW. For further information, see the Vitodens technical guide.</i></p>		<p>ZK04304 1.599,-</p>	<p>Part no. Euro</p>
<p>Sub-mounting kit with mixer For gas combi boilers. Complete assembly for heat distribution via one heating circuit with mixer and one heating circuit without mixer, for installation below the appliance.</p> <ul style="list-style-type: none"> ■ Plate heat exchanger for system separation of the heating circuit with mixer ■ Variable speed high efficiency circulation pump for the heating circuit with mixer ■ 3-way mixer with mixer motor ■ Mixer PCB, capable of communicating via PlusBus ■ Adjustable bypass ■ Flow temperature sensor ■ Valve for regulating the flow rates of both heating circuits ■ Cover with same design as the wall mounted boiler <p>The sub-mounting kit can only be used in conjunction with a pre-plumbing jig for surface mounting. The pre-plumbing jig must be added to the order. Not in conjunction with the plumbing wall mounting frame. For different applications, use a mixer extension kit.</p> <p><i>Maximum transferable heating output of the heating circuit with mixer is 14 kW. For further information, see the Vitodens technical guide.</i></p>		<p>ZK04928 1.532,-</p>	<p>Part no. Euro</p>
<p>Contact temperature limiter To restrict the maximum temperature of underfloor heating systems. With connecting lead (1.5 m long).</p>		<p>7425493 131,-</p>	<p>Part no. Euro</p>

VITODENS 200-W

Accessories

Accessories			
Valve/fittings covers			MG W
Valve/fittings cover for 450 mm wide appliances Individual and with DHW cylinder adjacent to the boiler.		ZK04310 72,-	Part no. Euro
Neutralising systems			MG W
Neutralising system with wall mounting bracket <ul style="list-style-type: none"> ■ For condensing boilers up to 35 kW ■ With neutralising granulate ■ With connection elbows for DN 20 hose connection 		ZK03652 292,-	Part no. Euro
Neutralising granulate (2.5 kg) Can be used with neutralising system part no. ZK03652.		ZK03654 91,-	Part no. Euro
Neutralising system with wall mounting bracket <ul style="list-style-type: none"> ■ For condensing boilers up to 35 kW ■ With neutralising granulate ■ With connection elbows for DN 20 hose connection 		7968318 270,-	Part no. Euro
Neutralising granulate (2 x 1.3 kg) Can be used with neutralising system part no. 7968318.		7857853 68,-	Part no. Euro MG E
Condensate removal pumps			MG W
Condensate removal pump SI1800 Automatic condensate removal pump with max. 5 mWC <ul style="list-style-type: none"> ■ Centrifugal pump 230 V/70 W ■ Condensate container 2 l ■ Pressure hose 5 m ■ Non-return valve ■ Alarm contact: changeover contact (floating) 250 V/4 A (ohmic load) 		ZK02486 254,-	Part no. Euro

4.5

VITODENS 200-W


Accessories

Accessories			
Gas shut-off valves			MG W
Straight-through gas valve R ½ (for surface mounting) With integral, thermally activated safety shut-off valve.	ZK01989 60,-	Part no. Euro	
Angle gas valve R ½ (for flush mounting) With integral, thermally activated safety shut-off valve. <i>Can be used with up to 26 kW rated heating output.</i>	ZK01990 42,-	Part no. Euro	







Note!

In accordance with State Building Regulations [Germany], gas valves **without** thermally activated safety shut-off valves must be replaced during modernisation.

Sensors			MG W
Immersion temperature sensor (for low loss header) To capture the low loss header temperature. ■ With connecting lead and plug.	ZK04032 106,-	Part no. Euro	
Accessories			MG W
Heat meter ■ Nominal flow rate 2.5 m³/h ■ Connection accessories G 1 Suitable for the following DHW cylinders: ■ Vitocell 100 up to 500 litre capacity ■ Vitocell 300 up to 200 litre capacity	7172847 617,-	Part no. Euro	
Heat meter ■ Nominal flow rate 2.5 m³/h ■ Connection accessories G 1¼ Suitable for the following DHW cylinders: ■ Vitocell 300 with 300 to 500 litre capacity	7172848 669,-	Part no. Euro	
Refilling device for pre-plumbing jig For gas system boilers ■ With pipe separator	ZK02163 67,-	Part no. Euro	



4.5

Accessories					
Heating circuit					
Connection to heating circuit (nominal diameter)		DN 20 - 3/4"	DN 25 - 1"	DN 32 - 1 1/4"	MG WN
Divicon heating circuit distributor with mixer (fully fitted) <ul style="list-style-type: none"> Variable speed high efficiency circulation pump, fully wired Check valve 2 ball valves with thermometers Thermal insulation Mixer extension kit (PlusBus subscriber) including connecting cable (3.5 m long) 					
Fully fitted Divicon heating circuit distributor <ul style="list-style-type: none"> With mixer-3 and mixer extension kit With mixer PCB and mixer motor With high efficiency circulation pump Wilo Para 25/6 		Z024683 1.312,-	Z024684 1.313,-	-	Part no. Euro
Fully fitted Divicon heating circuit distributor <ul style="list-style-type: none"> With mixer-3 and mixer extension kit With mixer PCB and mixer motor With high efficiency circulation pump Wilo Para 25/8 		-		Z024685 1.366,-	Part no. Euro
Divicon heating circuit distributor without mixer (fully fitted) <ul style="list-style-type: none"> Variable speed high efficiency circulation pump, fully wired Check valve 2 ball valves with thermometers Thermal insulation 					
Fully fitted Divicon heating circuit distributor Without mixer with high efficiency circulation pump Wilo Para 25/6		Z024686 802,-	Z024687 832,-	-	Part no. Euro
Fully fitted Divicon heating circuit distributor Without mixer with high efficiency circulation pump Wilo Para 25/6		-		Z024688 866,-	Part no. Euro
Divicon accessories					
Connection to heating circuit (nominal diameter)		DN 20 - 3/4"	DN 25 - 1"	DN 32 - 1 1/4"	MG W
Cable set (with plugs  and ) To replace the connecting cable supplied in the standard delivery for linking the mixer PCBs, in the case of 2 or 3 heating circuits with mixer.			ZK04322 16,-		Part no. Euro
Wall mounting bracket for individual Divicons (connection between heat generator and Divicon on site)			7465894 60,-		Part no. Euro
Bypass valve For hydronic balancing of the heating circuit.			7464889 21,-		Part no. Euro
Manifold for 2 Divicons <ul style="list-style-type: none"> Incl. thermal insulation Wall mounted (with wall mounting bracket to be ordered separately) 		7460638 337,-		7466337 382,-	Part no. Euro
Manifold for 3 Divicons <ul style="list-style-type: none"> Incl. thermal insulation Wall mounted (with wall mounting bracket to be ordered separately) 		7460643 464,-		7466340 529,-	Part no. Euro
Wall mounting bracket for manifold (connection between heat generator and manifold on site)			7465439 60,-		Part no. Euro







4.5

5836644

VITODENS 200-W

Accessories

4.5



Accessories					
Divicon accessories					
Connection to heating circuit (nominal diameter)		DN 20 - ¾"	DN 25 - 1"	DN 32 - 1½"	MG W
Low loss header for Divicon Flow rate up to 4.5 m³/h. Connection to the manifold. ■ With thermal insulation (black) ■ With integral sensor well 		7460649 343,-	-	-	Part no. Euro
Low loss header for Divicon Flow rate up to 7.5 m³/h. Connection to the manifold. ■ With thermal insulation (black) ■ With integral sensor well 		-	7460648 428,-	-	Part no. Euro
Note!					
■ When sizing the Divicon heating circuit distributor, observe the technical guides. ■ For Divicon heating circuit distributor as an assembly, see Register 9.2					
Heating circuit					MG W
Distributor for solar central heating backup Connection assembly for straightforward installation between the appliance connection and Divicon heating circuit distributor. For wall mounting. Nominal diameter R1, can be used for nominal flow rates of up to 2.5 m³/h. ■ Distributor ■ 3-way diverter valve ■ Thermal insulation ■ Sensor well for return temperature sensor 			7441163 594,-		Part no. Euro
In conjunction with Solar-Divicon with integral SDIO/SM1A electronics module or Vitocell 100-W, type CVUD-A/CVUD. The temperature sensors for the heating water buffer cylinder and the heating water return must be ordered separately; see Control unit accessories.					
Extension for installation on a wall ■ For direct connection of the distributor with a wall mounted Divicon heating circuit distributor ■ Incl. thermal insulation <i>Must be added to the order.</i> 			7441445 142,-		Part no. Euro
Wall mounting bracket Required if the distributor is not fitted to a manifold.			7441165 55,-		Part no. Euro
Low loss header					MG W
Low loss header, type Q70 ■ Heating water flow rate up to 3 m³/h ■ R 1 female connector ■ Rp ½ sleeves for air vent valve, drain and sensor well for temperature sensor ■ With air vent valve and sensor well ■ With EPP insulation to EnEV 			ZK03679 207,-		Part no. Euro
Wall mounting bracket for low loss header, type Q70 With fixing materials 			ZK03682 54,-		Part no. Euro

► For larger low loss headers, see the Viessmann Pricelist, Register 18

5836644
5896611

VITODENS 200-W

Accessories





Accessories			
Balanced flue system			MG WZ
Ventilation air cover For parallel flue pipe routing Ø 60/60 without additional parallel adaptor.		ZK04940 6,-	Part no. Euro
Water spray protection To ensure adherence to the required protection class. Must be added to the order for open flue operation.		7590109 10,20	Part no. Euro
Miscellaneous			MG N
Tool kit For maintenance and service. Can be used for all Viessmann Vitodens, Vitopend, Vitovalor and Vitocaldens. Case with all tools required for maintenance and service: Screwdrivers, extension and inserts.		ZK04569 88,-	Part no. Euro
Plate heat exchanger flushing system		7373005 111,-	Part no. Euro

4.5

VITODENS 200-W

Control unit accessories

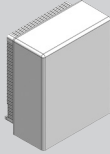




4.5

Accessories			
Control unit for room temperature-dependent mode			MG W
<p>Vitotrol 100 (type UTDB)</p> <ul style="list-style-type: none"> ■ Room temperature controller ■ With switching output (2-point output) ■ With menu-guided operation ■ With digital time switch ■ With individual day and seven-day program ■ With 3 preset time programs, individually adjustable ■ Independent of mains power supply (3 V battery operation) 		Z007691 162,-	Part no. Euro
<p>Vitotrol 100 (type UTDB-RF)</p> <ul style="list-style-type: none"> ■ Room temperature controller with integral wireless transmitter and separate receiver with switching output (2-point output) ■ With menu-guided operation ■ With digital time switch ■ With individual day and seven-day program ■ With 3 preset time programs, individually adjustable ■ Room temperature controller with 3 V battery operation, receiver with 230 V mains voltage 		Z007692 299,-	Part no. Euro
Remote control units			MG W
<p>Vitotrol 200-E</p> <p>Hardwired remote control unit (PlusBus subscriber). With backlit graphic display with plain text. For setting the following functions for one, two, three or up to 4 heating circuits:</p> <ul style="list-style-type: none"> ■ Hardwired communication with the heat generator ■ Time programs for heating circuits and DHW cylinders ■ Comfort functions, e.g. holiday program/holiday at home program ■ Specification of the set DHW temperature and up to 3 set values for the room temperature ■ With integral room temperature sensor for room temperature hook-up (only for one heating circuit with mixer) ■ The display shows the outside temperature, room temperature and operating conditions. <p>If the Vitotrol 200-E is to be used for room temperature hook-up, site the device in a main living room (lead room). Room temperature sensor, part no. 7438537, must be added to the order if the Vitotrol 200-E cannot be sited in a suitable location to capture the room temperature.</p> <p><i>Max. 2 Vitotrol 200-E per heat generator (mixed mode with a Vitotrol 300-E is not possible).</i></p>		Z017415 288,-	Part no. Euro
<p>Vitotrol 300-E</p> <p>Multi-system wireless remote control for supporting various heat generators (e.g. Vitodens, Vitocal and Vitovalor) or mechanical ventilation systems (Vitoair).</p> <ul style="list-style-type: none"> ■ Wireless communication with the heat generator via low power radio ■ Backlit graphic display ■ Depending on the connected system: display of room temperature, room humidity, CO₂ level, energy cockpit and support for heating, cooling and ventilation modes ■ Room views in combination with individual room control ■ Setting of various operating modes or time programs ■ Comfort functions such as holiday program ■ Intuitive colour-coded user navigation (Lightguide) <p><i>If the Vitotrol 300-E is to have a flush mounted power supply, a power supply unit for flush mounting must be added to the order.</i> <i>Mixed operation with a Vitotrol 200-E is not possible.</i> <i>For a precise summary of compatibility see www.vitotrol.info</i></p>		7959522 419,-	Part no. Euro

5836644
5896611

VITODENS 200-W

Control unit accessories

Accessories				
Remote control units			MG Y	
Power supply unit for flush mounting As an alternative to the plug-in power supply unit provided, the Vitotrol 300-E can also be supplied with power via the power supply unit for flush mounting. The power supply unit for flush mounting fits in a commercially available flush box. <ul style="list-style-type: none"> ■ Power supply unit with 12 V/500 mA power output ■ As per EUP Directive 2005/32/EC ■ Input and output via screw terminals ■ Dimensions 54 x 26 mm 		ZK03842 69,-	Part no. Euro	
Sensors			MG W	
Outside temperature sensor For fixing to the external wall <ul style="list-style-type: none"> ■ Colour: white ■ NTC 10 kOhm 			ZK04306 67,-	Part no. Euro
Room temperature sensor (NTC 10 kOhm) In an enclosure for wall mounting To supplement the Vitotrol 200-E If the Vitotrol 200-E cannot be sited in a suitable location to capture the room temperature.			7438537 87,-	Part no. Euro
Immersion temperature sensor (for low loss header) To capture the low loss header temperature. <ul style="list-style-type: none"> ■ With connecting lead and plug. 			ZK04032 106,-	Part no. Euro
Heating circuit control unit extension			MG W	
Contact thermostat Temperature limiter to restrict the maximum temperature of underfloor heating systems <ul style="list-style-type: none"> ■ With connecting lead (1.5 m long) Only in conjunction with a directly connected heating circuit without mixer.			ZK04647 131,-	Part no. Euro
Immersion thermostat Temperature limiter to restrict the maximum temperature of underfloor heating systems <ul style="list-style-type: none"> ■ With connecting lead (4.2 m long) and plug ■ With stainless steel sensor well R ½ x 200 mm In conjunction with heating circuits with separate heating circuit pump and mixer extension kit.			7151728 214,-	Part no. Euro
Contact thermostat Temperature limiter to restrict the maximum temperature of underfloor heating systems <ul style="list-style-type: none"> ■ With connecting lead (4.2 m long) and plug In conjunction with heating circuits with separate heating circuit pump and mixer extension kit.			7151729 164,-	Part no. Euro






4.5

5836644

VITODENS 200-W

Control unit accessories




4.5

Accessories			
Heating circuit control unit extension			MG W
<p>EM-MX mixer extension kit (mixer mounting) (PlusBus subscriber) For one heating circuit with mixer, fully wired.</p> <ul style="list-style-type: none"> ■ Mixer PCB with mixer motor for Viessmann mixers DN 20 to 50, R ½ to 1¼ (not for flanged mixers) ■ Flow temperature sensor as contact temperature sensor (NTC 10 kOhm) with connecting lead (2.0 m long) and plug ■ Plug for heating circuit pump ■ Power cable and PlusBus cable with plug ■ With immersion temperature sensor connection for low loss header (immersion temperature sensor must be ordered separately) <p><i>Not if using the sub-mounting kit with mixer.</i></p>		Z017409 572,-	Part no. Euro
<p>EM-M1 mixer extension kit (wall mounting) (PlusBus subscriber) For one heating circuit with mixer, fully wired.</p> <ul style="list-style-type: none"> ■ Mixer PCB for mixer motor to be ordered separately ■ Flow temperature sensor as contact temperature sensor (NTC 10 kOhm) with connecting lead (5.8 m long) and plug ■ Plug for heating circuit pump and mixer motor ■ Power cable and PlusBus cable with plug ■ With immersion temperature sensor connection for low loss header (immersion temperature sensor must be ordered separately) <p><i>Not if using the sub-mounting kit with mixer.</i></p>		Z025981 373,-	Part no. Euro
<p>EM-MX mixer extension kit (for Divicon) (PlusBus subscriber) For one heating circuit with mixer, fully wired.</p> <ul style="list-style-type: none"> ■ Mixer PCB including mixer motor for Divicon ■ Flow temperature sensor as immersion temperature sensor (NTC 10 kOhm) for installation in the Divicon, with connecting lead (0.9 m) with plug ■ Plug for heating circuit pump ■ Power cable and PlusBus cable with plug ■ With immersion temperature sensor connection for low loss header (immersion temperature sensor must be ordered separately) 		Z017414 538,-	Part no. Euro
Function extensions			MG W
<p>EM-P1 extension (PlusBus subscriber) Function extension inside enclosure for wall mounting.</p> <ul style="list-style-type: none"> ■ Connection for heating circuit pump for the heating circuit without mixer ■ Connection for DHW circulation pump ■ Immersion temperature sensor connection for low loss header (immersion temperature sensor must be ordered separately) <p><i>Required for e.g. a single heating circuit without mixer with low loss header (separate heating circuit pump).</i></p>		Z017411 210,-	Part no. Euro
<p>EM-S1 extension (PlusBus subscriber) Function extension inside enclosure for wall mounting. Electronic temperature differential control for dual mode DHW heating and simple central heating backup with buffer cylinder and solar collectors</p> <ul style="list-style-type: none"> ■ With output statement and diagnostic system ■ Solar circuit pump speed control with PWM input ■ Suppression of DHW cylinder reheating by the heat generator, subject to solar yield ■ With interval function ■ With collector temperature sensor (NTC 20 kOhm) with connecting lead (2.50 m long) and cylinder temperature sensor (NTC 20 kOhm) with connecting lead (3.60 m long) and plug! <p><i>Extended central heating backup (with low loss header and buffer cylinder) in conjunction with Solar-Divicon with integral SDIO/SM1A electronics module or Vitocell 100-W, type CVUD-A/ CVUD.</i></p>		Z019336 560,-	Part no. Euro

5836644
5896611

VITODENS 200-W

Control unit accessories

Accessories			
Function extensions			MG W
<p>EM-EA1 extension (PlusBus subscriber)</p> <p>Function extension inside enclosure for wall mounting. Using the inputs and outputs allows one of the following functions to be achieved. A maximum of 3 EM-EA1 extensions can be connected to a heat generator.</p> <ul style="list-style-type: none"> ■ External functions: <ul style="list-style-type: none"> - External set flow temperature 0-10 V - Operating mode changeover - External demand - External blocking ■ Fault message input and fault message output <ul style="list-style-type: none"> - Fault message input 230 V (without system blocking) - Fault message input 230 V and system blocking - Fault message input 24 V and system blocking - Connect message facility only ■ LPG valve (external) ■ Extractor hood (external extractor interlock) <p><i>Required for connection of fault messages, e.g. from the condensate removal pump.</i></p>		<p>Z017412 311,-</p> <p>Part no. Euro</p>	
Function extension for modernisation			MG W
<p>Replacement set for KM-BUS extension kit with mixer and AM1 function extension (PlusBus subscriber)</p> <p>For the replacement of existing KM-BUS extension modules from 1998 onwards.</p> <p>Comprising:</p> <ul style="list-style-type: none"> ■ ADIO electronics module ■ Plug set ■ 230 V power cable for extension kit with mixer for mixer mounting (1998-2009) 		<p>ZK06006 176,-</p> <p>Part no. Euro</p>	
<p>Replacement set for KM-BUS solar control module, type SM1 (PlusBus subscriber)</p> <p>For the replacement of an existing KM-BUS solar control module, type SM1.</p> <p>Comprising:</p> <ul style="list-style-type: none"> ■ SDIO/SM1A electronics module ■ Plug for PWM signal, solar circuit pump <p><i>When replacing the solar control module, existing solar circuit pumps without PWM control must be replaced with a solar circuit pump with PWM control.</i></p>		<p>ZK06007 119,-</p> <p>Part no. Euro</p>	





4.5

5836644

VITODENS 200-W

Control unit accessories

4.5

Accessories			
Communication technology			MG Y
<p>WAGO KNX/TP gateway For mounting on a top-hat rail. Data exchange with an external system based on the KNX/TP communication standard. Connections:</p> <ul style="list-style-type: none"> ■ KNX/TP-1 terminals for connection to the on-site KNX system ■ 230 V~ power supply via plug-in power supply unit ■ CAN bus terminals for connecting the cable to the heat generator <p>Standard delivery:</p> <ul style="list-style-type: none"> ■ WAGO KNX/TP gateway for mounting on a top-hat rail ■ Power supply unit for mounting on a top-hat rail 		Z024994 1.369,-	Part no. Euro
<p>WAGO MB/TCP gateway For mounting on a top-hat rail. Data exchange with an external system based on the Modbus/TCP communication standard. Connections:</p> <ul style="list-style-type: none"> ■ Modbus/TCP terminals for connection to the on-site Modbus system ■ 230 V~ power supply via plug-in power supply unit ■ CAN bus terminals for connecting the cable to the heat generator <p>Standard delivery:</p> <ul style="list-style-type: none"> ■ WAGO MB/TCP gateway for mounting on a top-hat rail ■ Power supply unit for mounting on a top-hat rail 		Z019286 1.636,-	Part no. Euro
<p>WAGO MB/RTU gateway For mounting on a top-hat rail. Data exchange with an external system based on the Modbus/RTU communication standard. Connections:</p> <ul style="list-style-type: none"> ■ Modbus/RTU terminals for connection to the on-site Modbus system ■ 230 V~ power supply via plug-in power supply unit ■ CAN bus terminals for connecting the cable to the heat generator <p>Standard delivery:</p> <ul style="list-style-type: none"> ■ WAGO MB/RTU gateway for mounting on a top-hat rail ■ Power supply unit for mounting on a top-hat rail 		Z019287 1.636,-	Part no. Euro
<p>Wall mounted enclosure for WAGO gateway Enclosure for mounting the WAGO gateway on the wall</p> <ul style="list-style-type: none"> ■ Enclosure for wall mounting ■ DIN top-hat rail prefitted. 		ZK04917 91,-	Part no. Euro
<p>CAN bus cable Cable to connect the WAGO gateway to the heat generator.</p> <ul style="list-style-type: none"> ■ Length 7 metres ■ Plug pre-wired. 		ZK04974 21,-	Part no. Euro

Notes!

- For further information on appliances supported by the WAGO gateway, see Register 11.5 and www.automation-gateway.info
- The connection to the on-site external control system and the configuration of the WAGO gateway must be carried out by a qualified contractor.

► For information on ViGuide for commissioning, diagnostics and service www.viguide.info.

VITODENS 200-W

Wall mounted gas condensing boiler
Single boiler system 12 to 150 kW

10 year guarantee

on stainless steel heat exchangers for
oil/gas condensing boilers up to 150 kW



4.6



H₂ READY · 20%

Vitodens 200-W

Type B2HA

Wall mounted gas condensing boiler

With modulating MatriX cylinder burner, for open flue or room sealed operation.

For natural gas and LPG

Permissible operating pressure:

- Vitodens 200-W with 49 to 99 kW – 4 bar (0.4 MPa)
- Vitodens 200-W with 120 and 150 kW – 6 bar (0.6 MPa)

Colour: white

Product ID: CE-0085CN0050

- Cascade control possible with up to 6 boilers with an output from 98 kW to 594 kW
- Standard seasonal efficiency [to DIN]: up to 98 % (Hs) [gross cv]
- Durable and efficient thanks to Inox-Radial heat exchanger
- Modulating MatriX cylinder burner with a long service life thanks to stainless steel MatriX gauze – resistant to high temperature loads
- Easy to operate Vitotronic control unit with plain text and graphic display
- The programming unit in the control unit can also be fitted on a wall mounting base
- Lambda Pro Control combustion controller for all gas types – saves on costs by extending the inspection interval to 3 years
- Quiet operation thanks to low fan speed
- Web-enabled through Vitoconnect (accessories) for operation and service via Viessmann apps

8/2023

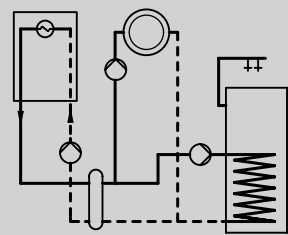
5813374

VITODENS 200-W

Gas condensing boiler – single boiler system
For open flue or room sealed operation

Heating system

Control unit



- 1 heating circuit without mixer with low loss header and external heating circuit pump

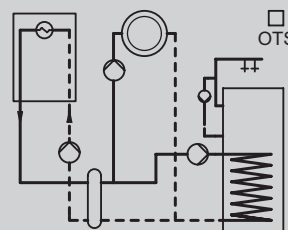
Vitotronic 100 Type HC1B, for constant temperature mode

For room temperature-dependent mode (to EnEV).

Vitotrol 100 (type UTA) Part no. 7170149	Euro 138,-	MG W
Vitotrol 100 (type UTDB) Part no. Z007691	Euro 162,-	MG W
Vitotrol 100 (type UTDB-RF) Part no. Z007692	Euro 299,-	MG W
Internal H1 extension Part no. 7498513	Euro 87,-	MG W



4.6

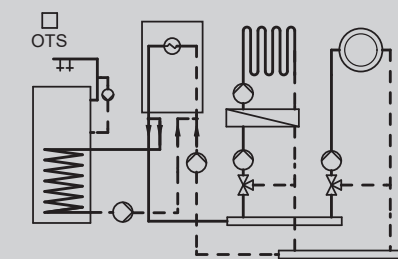


- 1 heating circuit without mixer with low loss header and external heating circuit pump
- With or without DHW circulation pump

Vitotronic 200 Type HO1B, for weather-compensated mode

Without DHW circulation pump:

Internal H1 extension Part no. 7498513	Euro 57,-	MG W
With DHW circulation pump:		
AM1 extension Part no. 7452092	Euro 117,-	MG W



- 1 or 2 heating circuits with mixer and system separation
- With or without DHW circulation pump

Vitotronic 200 Type HO1B, for weather-compensated mode

With connection option for one heating circuit without mixer and 2 heating circuits with mixer.

An extension is required for each heating circuit with mixer:

Mixer extension kit (mixer mounting) Part no. ZK02940	Euro 652,-	MG W
Mixer extension kit (wall mounting) Part no. ZK02941	Euro 428,-	MG W
With DHW circulation pump:		
Internal H1 extension Part no. 7498513	Euro 87,-	MG W



The boilers are preset for natural gas. Conversion within gas groups E/LL is not required. The conversion to LPG is made at the gas solenoid valve and the control unit (a conversion kit is therefore not required).

With the internal H1 extension (accessories), an external safety solenoid valve can also be connected. For external extractor interlock, instead of internal H1 extension (part no. 7498513), internal H2 extension (part no. 7498514) is required.

Equipment level:

- Modulating, fan-assisted premix burner with Lambda Pro Control
- Constant temperature or weather-compensated control unit
- Fully plumbed and wired
- Boiler flue connection

Please note:

A connection set for the heating circuit **must** be added to the order for appliance installation; see Accessories.

- ▶ For connection accessories and DHW heating, see Accessories.
- ▶ For the flue system, see Register 4.10.
- ▶ For multi boiler systems, see next price sheet.

VITODENS 200-W

Gas condensing boiler – single boiler system
For open flue or room sealed operation

Fuel	Rated heating output range (kW) for central heating and heating water temperatures of 50/30 °C or 80/60 °C						MG WK
	12 - 49 10.9 - 45.0	12 - 60 10.9 - 55.2	20 - 80 18.2 - 74.1	20 - 99 18.2 - 90.9	32 - 120 29.1 - 110.9	32 - 150 29.1 - 136.0	
Natural gas E (H) Natural gas LL LPG P	B2HAI35 3.737,- ◁A	B2HAI36 4.155,- ◁A	B2HAI37 5.355,-	B2HAI38 6.832,-	B2HAI39 8.765,-	B2HAI40 10.232,-	Part no. Euro Energy
Natural gas E (H) Natural gas LL LPG P	B2HAI41 4.191,- ◁A	B2HAI42 4.609,- ◁A	B2HAI43 5.809,-	B2HAI44 7.286,-	B2HAI45 9.219,-	B2HAI46 10.686,-	Part no. Euro Energy
Natural gas E (H) Natural gas LL LPG P	B2HAI41 4.191,- ◁A	B2HAI42 4.609,- ◁A	B2HAI43 5.809,-	B2HAI44 7.286,-	B2HAI45 9.219,-	B2HAI46 10.686,-	Part no. Euro Energy
Specification							
Length	380	380	530	530	690	690	mm
Width	480	480	480	480	600	600	mm
Height	850	850	850	850	900	900	mm
Weight	65	65	83	83	130	130	kg
Flue gas connection	80	80	110	110	110	110	Ø mm
Ventilation air connection	125	125	150	150	150	150	Ø mm

4.6

The appliances are tested and approved for natural gas and LPG to EN 437, EN 15502-1 and 15502-2-1.

The details regarding the rated heating output apply to operation with natural gas. For details on operation with LPG, see technical guides.

Please note:

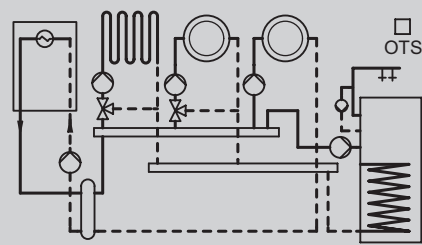
For 2 or more boilers in a cascade: see price sheet for multi boiler system.

5813374

VITODENS 200-W

Gas condensing boiler – single boiler system
For open flue or room sealed operation

Heating system



- 1 heating circuit without mixer with low loss header and external heating circuit pump
- 1 or 2 heating circuits with mixer
- With or without DHW circulation pump

Control unit

Vitotronic 200 Type HO1B, for weather-compensated mode

With connection option for one heating circuit without mixer and two heating circuits with mixer.

An extension is required for each heating circuit with mixer:

Mixer extension kit (mixer mounting)
Part no. ZK02940 Euro 652,- MG W

Mixer extension kit (wall mounting)
Part no. ZK02941 Euro 428,- MG W

Without DHW circulation pump:

Internal H1 extension
Part no. 7498513 Euro 87,- MG W

With DHW circulation pump:

AM1 extension
Part no. 7452092 Euro 117,- MG W



4.6

The boilers are preset for natural gas. Conversion within gas groups E/LL is not required. The conversion to LPG is made at the gas solenoid valve and the control unit (a conversion kit is therefore not required).

With the internal H1 extension (accessories), an external safety solenoid valve can also be connected. For external extractor interlock, instead of internal H1 extension (part no. 7498513), internal H2 extension (part no. 7498514) is required.

Equipment level:

- Modulating, fan-assisted premix burner with Lambda Pro Control
- Constant temperature or weather-compensated control unit
- Fully plumbed and wired
- Boiler flue connection

Please note:

A connection set for the heating circuit **must** be added to the order for appliance installation; see Accessories.

- ▶ For connection accessories and DHW heating, see Accessories.
- ▶ For the flue system, see Register 4.10.
- ▶ For multi boiler systems, see next price sheet.

VITODENS 200-W

Gas condensing boiler – single boiler system
For open flue or room sealed operation

Fuel	Rated heating output range (kW) for central heating and heating water temperatures of 50/30 °C or 80/60 °C						MG WK
	12 - 49 10.9 - 45.0	12 - 60 10.9 - 55.2	20 - 80 18.2 - 74.1	20 - 99 18.2 - 90.9	32 - 120 29.1 - 110.9	32 - 150 29.1 - 136.0	
Natural gas E (H) Natural gas LL LPG P	B2HAI41 4.191,- ◁A	B2HAI42 4.609,- ◁A	B2HAI43 5.809,-	B2HAI44 7.286,-	B2HAI45 9.219,-	B2HAI46 10.686,-	Part no. Euro Energy
Specification							
Length	380	380	530	530	690	690	mm
Width	480	480	480	480	600	600	mm
Height	850	850	850	850	900	900	mm
Weight	65	65	83	83	130	130	kg
Flue gas connection	80	80	110	110	110	110	Ø mm
Ventilation air connection	125	125	150	150	150	150	Ø mm

4.6

The appliances are tested and approved for natural gas and LPG to EN 437, EN 15502-1 and 15502-2-1.

The details regarding the rated heating output apply to operation with natural gas. For details on operation with LPG, see technical guides.

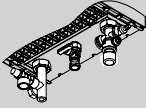


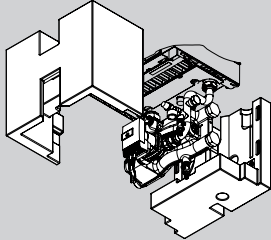
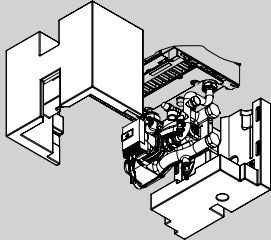
Please note:

For 2 or more boilers in a cascade: see price sheet for multi boiler system.

VITODENS 200-W

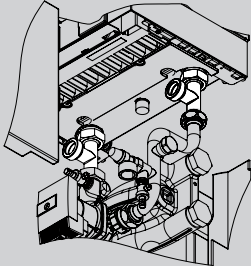
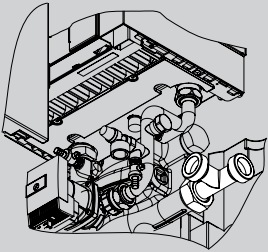
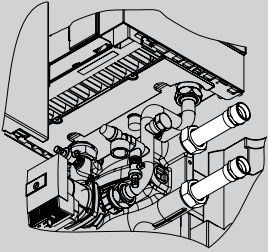
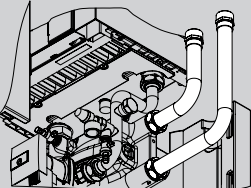
Accessories for Vitodens 200-W with 49 to 99 kW

4.6

Accessories			
Heating circuit and DHW cylinder (for Vitodens 200-W with 49 to 99 kW)			MG W
<p>Heating circuit connection set without circulation pump For Vitodens 200-W with 49 and 60 kW For combination with external system separation or heating water buffer cylinder.</p> <ul style="list-style-type: none"> ■ Tee with ball valve ■ BDF valve ■ Safety valve 4 bar (0.4 MPa) ■ Straight-through gas valve with integral, thermally activated safety shut-off valve 		7245738 240,-	Part no. Euro
<p>Heating circuit connection set with high efficiency circulation pump For Vitodens 200-W with 49 and 60 kW For combination with external system separation or heating water buffer cylinder.</p> <ul style="list-style-type: none"> ■ Tee with ball valve ■ Check valve ■ BDF valve ■ Straight-through gas valve with integral, thermally activated safety shut-off valve ■ Safety valve 4 bar (0.4 MPa) ■ Variable speed high efficiency circulation pump 25/1-11 (0-10 V) 		7501314 456,-	Part no. Euro
<p>Heating circuit connection set with high efficiency circulation pump For Vitodens 200-W with 69, 80 and 99 kW. For combination with external system separation or heating water buffer cylinder.</p> <ul style="list-style-type: none"> ■ BDF valve ■ Safety valve 4 bar (0.4 MPa) ■ Variable speed high efficiency circulation pump 25/1-12 (0-10 V) ■ Straight-through gas valve with integral, thermally activated safety shut-off valve 		7501320 754,-	Part no. Euro
<p>Connection set for heating circuit with high efficiency circulation pump and low loss header For Vitodens 200-W with 49 and 60 kW</p> <ul style="list-style-type: none"> ■ Safety valve 4 bar (0.4 MPa) ■ Variable speed high efficiency circulation pump 25/1-11 (0-10 V) ■ Straight-through gas valve with integral, thermally activated safety shut-off valve ■ Low loss header with immersion temperature sensor ■ Thermal insulation <p><i>Wall mounting bracket or mounting frame must be added to the order.</i></p>		ZK03663 1.296,-	Part no. Euro
<p>Connection set for heating circuit with high efficiency circulation pump and low loss header For Vitodens 200-W with 69, 80 and 99 kW</p> <ul style="list-style-type: none"> ■ Safety valve 4 bar (0.4 MPa) ■ Variable speed high efficiency circulation pump 25/1-11 (0-10 V) ■ Straight-through gas valve with integral, thermally activated safety shut-off valve ■ Low loss header with immersion temperature sensor ■ Thermal insulation <p><i>Wall mounting bracket or mounting frame must be added to the order.</i></p>		ZK03831 1.389,-	Part no. Euro

VITODENS 200-W

Accessories for Vitodens 200-W with 49 to 99 kW




Accessories			
Heating circuit and DHW cylinder (for Vitodens 200-W with 49 to 99 kW)			
DHW cylinder connection set 2 tees G 1½		ZK03669 92,-	MG W Part no. Euro
Connection set for combining Vitodens 200-W with CHP unit For connection of the CHP unit return downstream of the low loss header. Tee G 1½		7237422 63,-	Part no. Euro
Connection accessories for installation to the left/right 2 pipe connectors R 1¼		ZK03673 41,-	Part no. Euro
Connection accessories for installation to the top/bottom 2 pipe bends R 1¼		ZK03675 71,-	Part no. Euro

4.6

VITODENS 200-W

Accessories for Vitodens 200-W with 49 to 99 kW


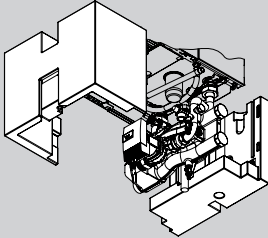
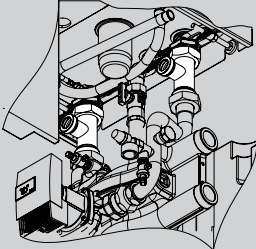
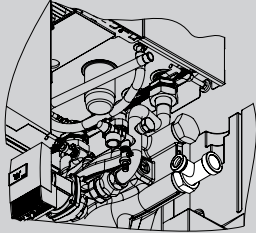
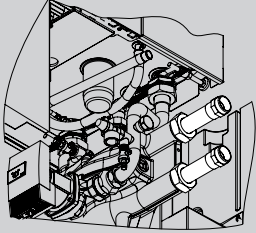
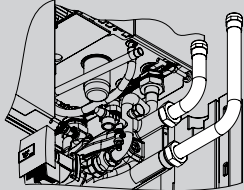
4.6

Accessories			
Accessories			MG W
Dual sensor well for combining Vitodens 200-W with heat pump For installation in the heating circuit connection set, for positioning a second flow temperature sensor.		ZK03672 35,-	Part no. Euro
Wall mounting bracket for heating circuit connection set		ZK03677 29,-	Part no. Euro
Mounting frame For installation of the Vitodens 200-W with heating circuit connection set anywhere in the room.		ZK03678 581,-	Part no. Euro
Sensors			MG W
Immersion temperature sensor (for low loss header) To capture the low loss header temperature. <i>Additional sensor for dual sensor well. For dual mode or multi mode heating systems.</i>		7179488 110,-	Part no. Euro

5813374
5813374

VITODENS 200-W

Accessories for Vitodens 200-W with 120 and 150 kW

Accessories			
Heating circuit and DHW cylinder (for Vitodens 200-W with 120 and 150 kW)			MG W
<p>Heating circuit connection set with high efficiency circulation pump For combination with external system separation for Vitodens 200-W with 120 and 150 kW.</p> <ul style="list-style-type: none"> ■ BDF valve ■ Safety valve 6 bar (0.6 MPa) ■ Variable speed high efficiency circulation pump 30/1-12 (0-10 V) ■ Straight-through gas valve with integral, thermally activated safety shut-off valve 		7501323 1.154,-	Part no. Euro
<p>Connection set for heating circuit with high efficiency circulation pump and low loss header</p> <ul style="list-style-type: none"> ■ Safety valve 6 bar (0.6 MPa) ■ Variable speed high efficiency circulation pump 30/1-12 (0-10 V) ■ Straight-through gas valve with integral, thermally activated safety shut-off valve ■ Low loss header with immersion temperature sensor ■ Thermal insulation <p><i>Wall mounting bracket or mounting frame must be added to the order.</i></p>		ZK03664 2.061,-	Part no. Euro
<p>DHW cylinder connection set 2 tees G 2</p>		ZK03670 246,-	Part no. Euro
<p>Connection set for combining Vitodens 200-W with CHP unit Tee G 2</p>		ZK03671 119,-	Part no. Euro
<p>Connection accessories for installation to the left/right 2 pipe connectors R 1½</p>		ZK03674 85,-	Part no. Euro
<p>Connection accessories for installation to the top/bottom 2 pipe bends R 1½</p>		ZK03676 107,-	Part no. Euro




4.6

5813374

VITODENS 200-W

Accessories for Vitodens 200-W with 120 and 150 kW




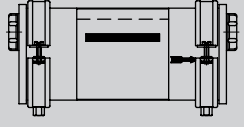
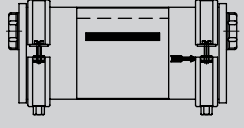

4.6

Accessories			
Accessories			MG W
<p>Dual sensor well for combining Vitodens 200-W with heat pump For installation in the heating circuit connection set, for positioning a second flow temperature sensor.</p>		ZK03672 35,-	Part no. Euro
<p>Wall mounting bracket for heating circuit connection set</p>		ZK03677 29,-	Part no. Euro
<p>Mounting frame For installation of the Vitodens 200-W with heating circuit connection set anywhere in the room.</p>		ZK03678 581,-	Part no. Euro
Sensors			MG W
<p>Immersion temperature sensor (for low loss header) To capture the low loss header temperature. <i>Additional sensor for dual sensor well. For dual mode or multi mode heating systems.</i></p>		7179488 110,-	Part no. Euro

5813374
5813374

VITODENS 200-W

Accessories for Vitodens 200-W with 120 and 150 kW


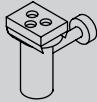

Accessories			
Sensors			MG W
Cylinder temperature sensor To capture the DHW temperature (3.75 m long). Included in the standard delivery for part no. ZK00657, 7348934 and 7501325.		7179114 110,-	Part no. Euro
Stainless steel sensor well R ½, 200 mm long. (For cylinder temperature sensor)		7819693 67,-	Part no. Euro
CO limiter <ul style="list-style-type: none"> ■ For safety shutdown of the boiler if carbon monoxide escapes ■ Can be used for boilers built from 2004 onwards 		Z015500 245,-	Part no. Euro
Neutralising systems			MG W
Neutralising system with wall mounting bracket <ul style="list-style-type: none"> ■ For condensing boilers 45 to 60 kW ■ With neutralising granulate ■ With connection hose for connection to the boiler trap 		ZK03653 303,-	Part no. Euro
Neutralising granulate (3.3 kg) <i>Fits neutralising system part no. ZK03653</i>		ZK03655 106,-	Part no. Euro
Neutralising system <ul style="list-style-type: none"> ■ For condensing boilers 50 to 500 kW ■ With neutralising granulate (8 kg) 		7441823 356,-	Part no. Euro
Neutralising granulate (8 kg) <i>Fits neutralising system part no. 7441823</i>		9521702 111,-	Part no. Euro
Neutralising system with wall mounting bracket <ul style="list-style-type: none"> ■ For condensing boilers 35 to 60 kW ■ With neutralising granulate (3.5 kg) 		7968319 303,-	Part no. Euro
Neutralising granulate (3.5 kg) Can be used with neutralising system part no. 7968319		7857854 77,-	Part no. Euro MG E
Neutralising system with wall mounting bracket <ul style="list-style-type: none"> ■ For condensing boilers 50 to 500 kW ■ With neutralising granulate (10 kg) 		7968320 349,-	Part no. Euro
Neutralising granulate (2 x 5 kg) Can be used with neutralising system part no. 7968320		7857855 109,-	Part no. Euro MG E
Condensate removal pumps			MG W
Condensate removal pump SI1800 Automatic condensate removal pump with max. 5 mWC <ul style="list-style-type: none"> ■ Centrifugal pump 230 V/70 W ■ Condensate container 2 l ■ Pressure hose 5 m ■ Non-return valve ■ Alarm contact: changeover contact (floating) 250 V/4 A (ohmic load) 		ZK02486 254,-	Part no. Euro

4.6

VITODENS 200-W

Accessories for Vitodens 200-W with 120 and 150 kW









4.6

Accessories			
Miscellaneous			MG W
Lifting beam Appliance mounting aid for Vitodens 200-W with 125 and 150 kW.		7514943 58,-	Part no. Euro
Drain outlet kit <ul style="list-style-type: none"> ■ Drain outlet with trap ■ Connection hose 		7459591 35,-	Part no. Euro
Tool kit For maintenance and service. Can be used for all Viessmann Vitodens, Vitopend, Vitovalor and Vitocaldens. Case with all tools required for maintenance and service: Screwdrivers, extension and inserts.		ZK04569 88,-	Part no. Euro MG N
Accessories			MG W
Heat meter <ul style="list-style-type: none"> ■ Nominal flow rate 2.5 m³/h ■ Connection accessories G 1 Suitable for the following DHW cylinders: <ul style="list-style-type: none"> ■ Vitocell 100 up to 500 litre capacity ■ Vitocell 300 up to 200 litre capacity 		7172847 617,-	Part no. Euro
Heat meter <ul style="list-style-type: none"> ■ Nominal flow rate 2.5 m³/h ■ Connection accessories G 1¼ Suitable for the following DHW cylinders: <ul style="list-style-type: none"> ■ Vitocell 300 with 300 to 500 litre capacity 		7172848 669,-	Part no. Euro
Boiler			MG W
Minimum pressure limiter 0 to 6 bar For use as a replacement low water indicator (EN 12828)		7438030 389,-	Part no. Euro

Please note:

For attic installation we recommend the use of a minimum pressure switch.

5813374
5813374

Accessories				
Heating circuit				
Connection to heating circuit (nominal diameter)				DN 20 - 3/4" DN 25 - 1" DN 32 - 1 1/4" MG WN
Divicon heating circuit distributor with mixer (fully fitted) <ul style="list-style-type: none"> Variable speed high efficiency circulation pump, fully wired Check valve 2 ball valves with thermometers Thermal insulation Mixer extension kit (KM-BUS subscriber) including connecting cable (3.5 m long) 				
Fully fitted Divicon heating circuit distributor <ul style="list-style-type: none"> With mixer-3 and mixer extension kit With mixer PCB and mixer motor With high efficiency circulation pump Wilo PARA 25/6 				Z024680 1.484,- Z024681 1.514,- - Part no. Euro
Fully fitted Divicon heating circuit distributor <ul style="list-style-type: none"> With mixer-3 and mixer extension kit With mixer PCB and mixer motor With high efficiency circulation pump Wilo PARA 25/8 				- Z024682 1.586,- Part no. Euro
Divicon heating circuit distributor without mixer (fully fitted) <ul style="list-style-type: none"> Variable speed high efficiency circulation pump, fully wired Check valve 2 ball valves with thermometers Thermal insulation 				
Fully fitted Divicon heating circuit distributor Without mixer with high efficiency circulation pump Wilo PARA 25/6				Z024686 802,- Z024687 832,- - Part no. Euro
Fully fitted Divicon heating circuit distributor Without mixer with high efficiency circulation pump Wilo PARA 25/8				- Z024688 866,- Part no. Euro
Divicon accessories				
Connection to heating circuit (nominal diameter)				DN 20 - 3/4" DN 25 - 1" DN 32 - 1 1/4" MG W
Cable set (with plugs  and ) To replace the connecting cable supplied in the standard delivery for linking the two mixer PCBs, in the case of 2 heating circuits with mixer				7424960 34,- Part no. Euro
Wall mounting bracket for individual Divicons (connection between heat generator and Divicon on site)				7465894 60,- Part no. Euro
Bypass valve For hydronic balancing of the heating circuit. 				7464889 21,- Part no. Euro
Manifold for 2 Divicons <ul style="list-style-type: none"> Incl. thermal insulation Wall mounted (with wall mounting bracket to be ordered separately) 				7460638 337,- 7466337 382,- Part no. Euro
Manifold for 3 Divicons <ul style="list-style-type: none"> Incl. thermal insulation Wall mounted (with wall mounting bracket to be ordered separately) 				7460643 464,- 7466340 529,- Part no. Euro
Wall mounting bracket for manifold (connection between heat generator and manifold on site) 				7465439 60,- Part no. Euro

4.6





Please note:
 ■ When sizing the Divicon heating circuit distributor, observe the technical guides.

5813374

VITODENS 200-W

Control unit accessories

4.6

		Control unit versions		
		Vitotronic 100 Type HC-1B	Vitotronic 200 Type HO-1B	
Control unit for room temperature-dependent mode				MG W
Vitotrol 100 (type UTDB) <ul style="list-style-type: none"> Room temperature controller With switching output (2-point output) With menu-guided operation With digital time switch With individual day and seven-day program With 3 preset time programs, individually adjustable Independent of mains power supply (3 V battery operation) 	Z007691 162,-	-		Part no. Euro
External H4 extension Connection extension for Vitotrol 100, type UTDB or 24 V clock thermostats for operation via an existing extra low voltage (ELV) lead.	7197227 87,-	-		Part no. Euro
Vitotrol 100 (type UTDB-RF) <ul style="list-style-type: none"> Room temperature controller with integral wireless transmitter and separate receiver with switching output (2-point output) With menu-guided operation With digital time switch With individual day and seven-day program With 3 preset time programs, individually adjustable Room temperature controller with 3 V battery operation, receiver with 230 V mains voltage 	Z007692 299,-	-		Part no. Euro
Heating circuit control unit extension				MG W
Mixer extension kit (mixer mounting) (KM-BUS subscriber) For one heating circuit with mixer, fully wired. <ul style="list-style-type: none"> Mixer PCB with mixer motor for Viessmann mixers DN 20 to 50, R ½ to 1¼ (not for flanged mixers) Flow temperature sensor as contact temperature sensor (NTC 10 kOhm) with connecting lead (2.0 m long) and plug Plug for heating circuit pump Power cable and KM-BUS cable with plug 	-	ZK02940 652,-		Part no. Euro
Mixer extension kit (wall mounting) (KM-BUS subscriber) For one heating circuit with mixer, fully wired. <ul style="list-style-type: none"> Mixer PCB for mixer motor to be ordered separately Flow temperature sensor as contact temperature sensor (NTC 10 kOhm) with connecting lead (5.8 m long) and plug Plug for heating circuit pump and mixer motor Power cable and KM-BUS cable with plug 	-	ZK02941 428,-		Part no. Euro

► To control additional heating circuits and connect the boiler's Vitotronic to the heating circuit control unit, see Register 11.6.

VITODENS 200-W

Control unit accessories

		Control unit versions	
		Vitotronic 100 Type HC-1B	Vitotronic 200 Type HO-1B
Function extensions			MG W
<p>The function of the integral Vitotronic can be extended with the following accessories. Internal H1 or H2 extensions are installed in the Vitotronic and each performs a safety function plus one additional function (see description).</p> <ul style="list-style-type: none"> ■ An external safety solenoid valve can be connected with internal H1 extension. ■ Internal H2 extension can be used for external extractor interlock. <p>Only one internal extension can be installed in the Vitotronic. Where additional functions are required for the heating system, use the AM1 or EA1 extensions (see description). One internal extension can be combined with one further extension.</p>			
<p>Internal H1 extension PCB for installation in the control unit. The following functions can be achieved with the extension:</p> <ul style="list-style-type: none"> ■ Connection of an external safety solenoid valve (LPG) <p>Or, alternatively, one of the following functions:</p> <ul style="list-style-type: none"> ■ Connection of a DHW circulation pump (only with Vitotronic 200) ■ Connection of a heating circuit pump for a directly connected heating circuit ■ Connection of a central fault message ■ Connection of a circulation pump for cylinder heating 		7498513 87,-	Part no. Euro
<p>Internal H2 extension PCB for installation in the control unit. The following functions can be achieved with the extension:</p> <ul style="list-style-type: none"> ■ External extractor interlock <p>Or, alternatively, one of the following functions:</p> <ul style="list-style-type: none"> ■ Connection of a DHW circulation pump (only with Vitotronic 200) ■ Connection of a heating circuit pump for a directly connected heating circuit ■ Connection of a central fault message ■ Connection of a circulation pump for cylinder heating 		7498514 87,-	Part no. Euro
<p>AM1 extension Function extension inside enclosure for wall mounting. Up to 2 of the following pumps can be controlled:</p> <ul style="list-style-type: none"> ■ DHW circulation pump with weather-compensated control unit ■ Circulation pump for cylinder heating in conjunction with separate DHW cylinder ■ Heating circuit pump for heating circuit without mixer 		7452092 117,-	Part no. Euro




4.6

VITODENS 200-W

Control unit accessories

4.6

		Control unit versions	
		Vitotronic 100 Type HC-1B	Vitotronic 200 Type HO-1B
Function extensions			
<p>EA1 extension Function extension inside enclosure for wall mounting. Using the inputs and outputs allows up to 5 functions to be achieved:</p> <p>1 analogue input (0 to 10 V)</p> <ul style="list-style-type: none"> ■ Specification of set boiler water temperature <p>3 digital inputs</p> <ul style="list-style-type: none"> ■ External changeover of the operating status for heating circuits 1 to 3 on the weather-compensated control unit ■ External blocking ■ External blocking with central fault message ■ External demand for a minimum boiler water temperature ■ Fault messages ■ Brief operation of the DHW circulation pump with weather-compensated control unit <p>1 switching output (floating changeover contact)</p> <ul style="list-style-type: none"> ■ Issuing a central fault message ■ Feed pump connection to a substation ■ Switching the DHW circulation pump with weather-compensated control unit 		 <p>7452091 227,-</p>	
		MG W	
		Part no. Euro	

Please note:

According to DVFG-TRF 2021, an external safety solenoid valve is no longer required when installing the appliance below ground level. However, the high safety standard derived from the use of an external safety solenoid valve has proved to be valuable. We therefore **recommend** the continued installation of an **external safety solenoid valve** when installing the appliance below ground level.

Please note:

For further accessories and software, see the following Registers:

- ▶ Register 19, Connectivity and Home & Building Automation (ViCare app, Vitoconnect, Vitogate, etc.)
- ▶ Register 11, Control unit accessories (remote controls, sensors, etc.)

VITODENS 200-W

Wall mounted gas condensing boiler
as a multi boiler system 98 to 594 kW

10 year guarantee

on stainless steel heat exchangers for oil
or gas condensing boilers up to 150 kW



4.7

 H₂ READY · 20%

Vitodens 200-W

Type B2HA, multi boiler system

Wall mounted gas condensing boiler

With modulating MatriX cylinder burner, for open flue
and room sealed operation.

For natural gas and LPG

Permissible operating pressure 4 bar (0.4 MPa)

Colour: White

Product ID: CE-0085CN0050

- Cascade control possible with up to 6 boilers with an output from 98 kW to 594 kW
- Standard seasonal efficiency [to DIN]: up to 98 % (H_s) [gross cv]
- Durable and efficient thanks to Inox-Radial heat exchanger
- Modulating MatriX cylinder burner with a long service life thanks to stainless steel MatriX gauze – resistant to high temperature loads
- Easy to operate Vitotronic control unit with plain text and graphic display
- The programming unit in the control unit can also be fitted on a wall mounting base
- Lambda Pro Control combustion controller for all gas types – saves on costs by extending the inspection interval to 3 years
- Quiet operation through low fan speed

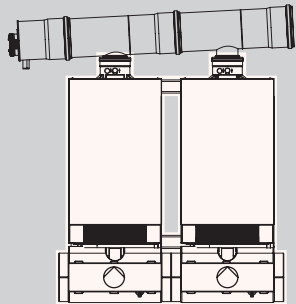

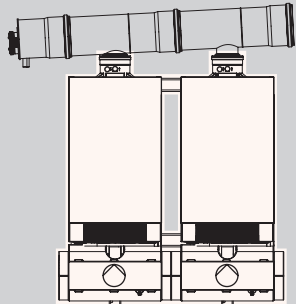

8/2023

5812241

VITODENS 200-W

Gas condensing boiler
for open or room sealed operation
Two-boiler system (inline formation)

4.7

Heating system	Control unit
<p>Vitotronic 300-K OTS <input type="checkbox"/></p>  <p>Inline formation</p>	<p>Vitotronic 100/300-K type HC1B/MW2B, for weather-compensated operation</p> <p>Multi boiler system comprising 2 Vitodens 200-W</p> <p>Weather-compensated cascade of up to 6 Vitodens 200-W with modulating operation and control of up to 2 heating circuits with mixer</p> <ul style="list-style-type: none"> ■ With cylinder temperature controller and sensor ■ Capable of communicating with the Vitotronic 100 via KM-BUS (cascade communication module supplied separately) ■ Capable of communicating with the Vitotronic 200-H and Vitocom 300 via LON bus (LON communication module must also be ordered) <p>Extension for heating circuits 2 and 3 Part no. ZK05916 Euro 420,- MG W An extension is additionally required for each heating circuit with mixer:</p> <p>Mixer extension kit Part no. 7441998 Euro 460,- MG W</p> <p>Notes: When operating the boiler in a flue gas cascade, a back draught safety device must be ordered for each boiler; see "Flue gas cascade accessory".</p> 
<p>Vitotronic 300-K OTS <input type="checkbox"/></p>  <p>Inline formation</p>	<p>Vitotronic 100/300-K type HC1B/MW2B, for weather-compensated operation</p> <p>Multi boiler system comprising 2 Vitodens 200-W</p> <p>Weather-compensated cascade of up to 6 Vitodens 200-W with modulating operation and control of up to 2 heating circuits with mixer</p> <ul style="list-style-type: none"> ■ With cylinder temperature controller and sensor ■ Capable of communicating with the Vitotronic 100 via KM-BUS (cascade communication module supplied separately) ■ Capable of communicating with the Vitotronic 200-H and Vitocom 300 via LON bus (LON communication module must also be ordered) <p>Extension for heating circuits 2 and 3 Part no. ZK05916 Euro 420,- MG W An extension is additionally required for each heating circuit with mixer:</p> <p>Mixer extension kit Part no. 7441998 Euro 460,- MG W</p> <p>Notes: When operating the boiler in a flue gas cascade, a back draught safety device must be ordered for each boiler; see "Flue gas cascade accessory".</p> 

Notes:

The boilers are preset for natural gas. Conversion within gas groups E/LL is not required. The conversion to LPG is made at the programming unit (a conversion kit is therefore not required).

Standard delivery:

- Vitodens 200-W as per the single boiler description
- Vitotronic 300-K cascade control unit
- Immersion temperature sensor
- Pre-plumbing jig or mounting frame
- Connection accessories incl. high efficiency circulation pump and thermal insulation

Notes on the cascade control unit:

Vitotronic 200-H heating circuit control units can be connected via LON bus to control further heating circuits with mixer.

VITODENS 200-W

Gas condensing boiler
for open or room sealed operation
Two-boiler system (inline formation)

Installation type	Fuel	Rated heating output range (kW) single/multi boiler system with heating water temperatures of 50/30 °C				MG WK
		12 - 49 12 - 98	12 - 60 12 - 120	20 - 80 20 - 160	20 - 99 20 - 198	
Wall mounting with pre-plumbing jig	Natural gas E (H) Natural gas LL LPG P	B2HAI47 13.677,- ⊲A	B2HAI48 14.513,- ⊲A	B2HAI49 17.211,-	B2HAI50 20.165,-	Part no. Euro Energy
Freestanding with mounting frame	Natural gas E (H) Natural gas LL LPG P	B2HAI51 14.069,- ⊲A	B2HAI52 14.905,- ⊲A	B2HAI53 17.603,-	B2HAI54 20.557,-	Part no. Euro Energy
Specification						
Output 80/60 °C single boiler		10.9 - 45.0	10.9 - 55.2	18.2 - 74.1	18.2 - 90.9	kW
Output 80/60 °C multiple boilers		10.9 - 90.0	10.9 - 110.4	18.2 - 148.2	18.2 - 181.8	kW

The appliances are tested and approved for natural gas to EN 437, EN 15502-1 and EN 15502-2-1.

Notes:

- For installation, a low loss header or cascade module adaptor must also be ordered; see "Accessories".
- The details regarding the rated heating output apply to operation with natural gas. For details on operation with LPG, see technical guide.
- ▶ For flue gas cascades for open flue operation, see "Accessories".

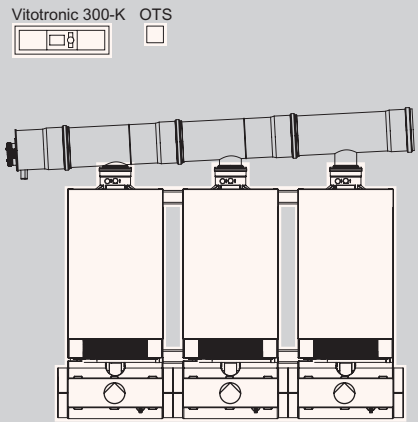

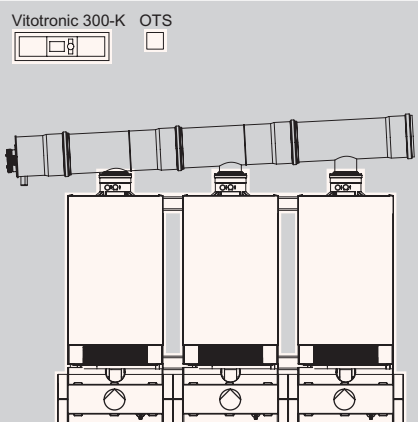

4.7

5812241

VITODENS 200-W

Gas condensing boiler
for open or room sealed operation
Three-boiler system (inline formation)

4.7

Heating system	Control unit
 <p>Vitotronic 300-K OTS</p> <p>Inline formation</p>	<p>Vitotronic 100/300-K type HC1B/MW2B, for weather-compensated operation</p> <p>Multi boiler system comprising 3 Vitodens 200-W</p> <p>Weather-compensated cascade of up to 6 Vitodens 200-W with modulating operation and control of up to 2 heating circuits with mixer</p> <ul style="list-style-type: none"> ■ With cylinder temperature controller and sensor ■ Capable of communicating with the Vitotronic 100 via KM-BUS (cascade communication module supplied separately) ■ Capable of communicating with the Vitotronic 200-H and Vitocom 300 via LON bus (LON communication module must also be ordered) <p>Extension for heating circuits 2 and 3 Part no. ZK05916 Euro 420,- MG W An extension is additionally required for each heating circuit with mixer: Mixer extension kit Part no. 7441998 Euro 460,- MG W</p> <p>Notes: When operating the boiler in a flue gas cascade, a back draught safety device must be ordered for each boiler; see "Flue gas cascade accessory".</p> 
 <p>Vitotronic 300-K OTS</p> <p>Inline formation</p>	<p>Vitotronic 100/300-K type HC1B/MW2B, for weather-compensated operation</p> <p>Multi boiler system comprising 3 Vitodens 200-W</p> <p>Weather-compensated cascade of up to 6 Vitodens 200-W with modulating operation and control of up to 2 heating circuits with mixer</p> <ul style="list-style-type: none"> ■ With cylinder temperature controller and sensor ■ Capable of communicating with the Vitotronic 100 via KM-BUS (cascade communication module supplied separately) ■ Capable of communicating with the Vitotronic 200-H and Vitocom 300 via LON bus (LON communication module must also be ordered) <p>Extension for heating circuits 2 and 3 Part no. ZK05916 Euro 420,- MG W An extension is additionally required for each heating circuit with mixer: Mixer extension kit Part no. 7441998 Euro 460,- MG W</p> <p>Notes: When operating the boiler in a flue gas cascade, a back draught safety device must be ordered for each boiler; see "Flue gas cascade accessory".</p> 

Notes:

The boilers are preset for natural gas. Conversion within gas groups E/LL is not required. The conversion to LPG is made at the programming unit (a conversion kit is therefore not required).

Standard delivery:

- Vitodens 200-W as per the single boiler description
- Vitotronic 300-K cascade control unit
- Immersion temperature sensor
- Pre-plumbing jig or mounting frame
- Connection accessories incl. high efficiency circulation pump and thermal insulation

Notes on the cascade control unit:

Vitotronic 200-H heating circuit control units can be connected via LON bus to control further heating circuits with mixer.

VITODENS 200-W

Gas condensing boiler
for open or room sealed operation
Three-boiler system (inline formation)

Installation type	Fuel	Rated heating output range (kW) single/multi boiler system with heating water temperatures of 50/30 °C				MG WK
		12 - 49 12 - 147	12 - 60 12 - 180	20 - 80 20 - 240	20 - 99 20 - 297	
Wall mounting with pre-plumbing jig	Natural gas E (H) Natural gas LL LPG P	B2HAI55 19.379,- ⊲A	B2HAI56 20.633,- ⊲A	B2HAI57 24.680,-	B2HAI58 29.111,-	Part no. Euro Energy
Freestanding with mounting frame	Natural gas E (H) Natural gas LL LPG P	B2HAI59 19.815,- ⊲A	B2HAI60 21.069,- ⊲A	B2HAI61 25.116,-	B2HAI62 29.547,-	Part no. Euro Energy
Specification						
Output 80/60 °C single boiler		10.9 - 45.0	10.9 - 55.2	18.2 - 74.1	18.2 - 90.9	kW
Output 80/60 °C multiple boilers		10.9 - 135.0	10.9 - 165.6	18.2 - 222.3	18.2 - 272.7	kW

4.7

The appliances are tested and approved for natural gas to EN 437, EN 15502-1 and EN 15502-2-1.

Notes:

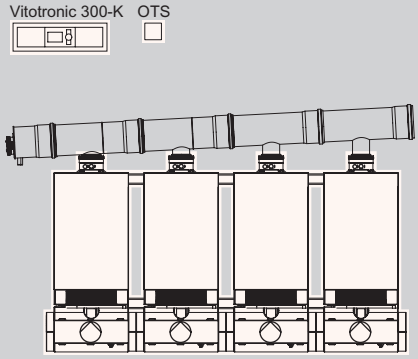

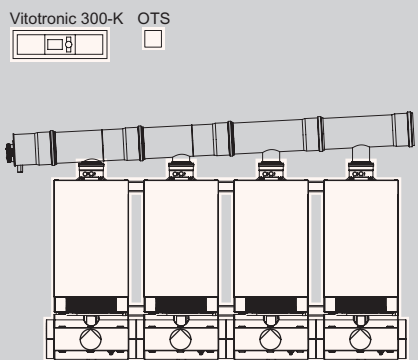

- For installation, a low loss header or cascade module adaptor must also be ordered; see "Accessories".
- The details regarding the rated heating output apply to operation with natural gas. For details on operation with LPG, see technical guide.
- ▶ For flue gas cascades for open flue operation, see "Accessories".

5812241

VITODENS 200-W

Gas condensing boiler
for open or room sealed operation
Four-boiler system (inline formation)

4.7

Heating system	Control unit
 <p>Vitotronic 300-K <input type="checkbox"/> OTS <input type="checkbox"/></p> <p>Inline formation</p>	<p>Vitotronic 100/300-K type HC1B/MW2B, for weather-compensated operation</p> <p>Multi boiler system comprising 4 Vitodens 200-W</p> <p>Weather-compensated cascade of up to 6 Vitodens 200-W with modulating operation and control of up to 2 heating circuits with mixer</p> <ul style="list-style-type: none"> ■ With cylinder temperature controller and sensor ■ Capable of communicating with the Vitotronic 100 via KM-BUS (cascade communication module supplied separately) ■ Capable of communicating with the Vitotronic 200-H and Vitocom 300 via LON bus (LON communication module must also be ordered) <p>Extension for heating circuits 2 and 3 Part no. ZK05916 Euro 420,- MG W An extension is additionally required for each heating circuit with mixer:</p> <p>Mixer extension kit Part no. 7441998 Euro 460,- MG W</p> <p>Notes: When operating the boiler in a flue gas cascade, a back draught safety device must be ordered for each boiler; see "Flue gas cascade accessory".</p> 
 <p>Vitotronic 300-K <input type="checkbox"/> OTS <input type="checkbox"/></p> <p>Inline formation</p>	<p>Vitotronic 100/300-K type HC1B/MW2B, for weather-compensated operation</p> <p>Multi boiler system comprising 4 Vitodens 200-W</p> <p>Weather-compensated cascade of up to 6 Vitodens 200-W with modulating operation and control of up to 2 heating circuits with mixer</p> <ul style="list-style-type: none"> ■ With cylinder temperature controller and sensor ■ Capable of communicating with the Vitotronic 100 via KM-BUS (cascade communication module supplied separately) ■ Capable of communicating with the Vitotronic 200-H and Vitocom 300 via LON bus (LON communication module must also be ordered) <p>Extension for heating circuits 2 and 3 Part no. ZK05916 Euro 420,- MG W An extension is additionally required for each heating circuit with mixer:</p> <p>Mixer extension kit Part no. 7441998 Euro 460,- MG W</p> <p>Notes: When operating the boiler in a flue gas cascade, a back draught safety device must be ordered for each boiler; see "Flue gas cascade accessory".</p> 

Notes:

The boilers are preset for natural gas. Conversion within gas groups E/LL is not required. The conversion to LPG is made at the programming unit (a conversion kit is therefore not required).

 Standard delivery:

- Vitodens 200-W as per the single boiler description
- Vitotronic 300-K cascade control unit
- Immersion temperature sensor
- Pre-plumbing jig or mounting frame
- Connection accessories incl. high efficiency circulation pump and thermal insulation

Notes on the cascade control unit:

Vitotronic 200-H heating circuit control units can be connected via LON bus to control further heating circuits with mixer.

VITODENS 200-W

Gas condensing boiler for open or room sealed operation
Four-boiler system (inline formation)

Installation type	Fuel	Rated heating output range (kW) single/multi boiler system with heating water temperatures of 50/30 °C				MG WK
		12 - 49 12 - 196	12 - 60 12 - 240	20 - 80 20 - 320	20 - 99 20 - 396	
Wall mounting with pre-plumbing jig	Natural gas E (H) Natural gas LL LPG P	B2HAI63 25.332,- ⊲A	B2HAI64 27.004,- ⊲A	B2HAI65 32.400,-	B2HAI66 38.308,-	Part no. Euro Energy
Freestanding with mounting frame	Natural gas E (H) Natural gas LL LPG P	B2HAI67 25.942,- ⊲A	B2HAI68 27.614,- ⊲A	B2HAI69 33.010,-	B2HAI70 38.918,-	Part no. Euro Energy

4.7

Specification					
Output 80/60 °C single boiler	10.9 - 45.0	10.9 - 55.2	18.2 - 74.1	18.2 - 90.9	kW
Output 80/60 °C multiple boilers	10.9 - 180.0	10.9 - 220.8	18.2 - 296.4	18.2 - 363.6	kW

The appliances are tested and approved for natural gas to EN 437, EN 15502-1 and EN 15502-2-1.

Notes:

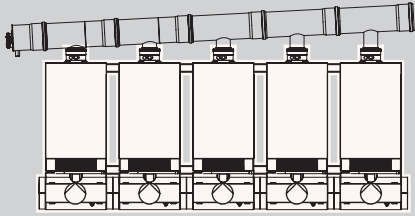

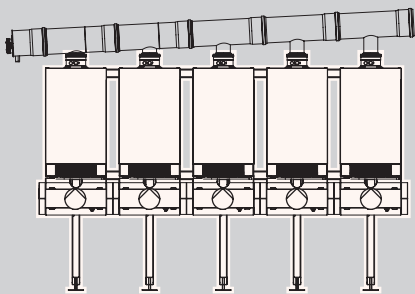

- For installation, a low loss header or cascade module adaptor must also be ordered; see "Accessories".
- The details regarding the rated heating output apply to operation with natural gas. For details on operation with LPG, see technical guide.
- ▶ For flue gas cascades for open flue operation, see "Accessories".

5812241

VITODENS 200-W

Gas condensing boiler
for open or room sealed operation
Five-boiler system (inline formation)

4.7

Heating system	Control unit
<p>Vitotronic 300-K <input type="checkbox"/> OTS <input type="checkbox"/></p>  <p>Inline formation</p>	<p>Vitotronic 100/300-K type HC1B/MW2B, for weather-compensated operation</p> <p>Multi boiler system comprising 5 Vitodens 200-W</p> <p>Weather-compensated cascade of up to 6 Vitodens 200-W with modulating operation and control of up to 2 heating circuits with mixer</p> <ul style="list-style-type: none"> ■ With cylinder temperature controller and sensor ■ Capable of communicating with the Vitotronic 100 via KM-BUS (cascade communication module supplied separately) ■ Capable of communicating with the Vitotronic 200-H and Vitocom 300 via LON bus (LON communication module must also be ordered) <p>Extension for heating circuits 2 and 3 Part no. ZK05916 Euro 420,- MG W An extension is additionally required for each heating circuit with mixer:</p> <p>Mixer extension kit Part no. 7441998 Euro 460,- MG W</p> <p>Notes: When operating the boiler in a flue gas cascade, a back draught safety device must be ordered for each boiler; see "Flue gas cascade accessory".</p> 
<p>Vitotronic 300-K <input type="checkbox"/> OTS <input type="checkbox"/></p>  <p>Inline formation</p>	<p>Vitotronic 100/300-K type HC1B/MW2B, for weather-compensated operation</p> <p>Multi boiler system comprising 5 Vitodens 200-W</p> <p>Weather-compensated cascade of up to 6 Vitodens 200-W with modulating operation and control of up to 2 heating circuits with mixer</p> <ul style="list-style-type: none"> ■ With cylinder temperature controller and sensor ■ Capable of communicating with the Vitotronic 100 via KM-BUS (cascade communication module supplied separately) ■ Capable of communicating with the Vitotronic 200-H and Vitocom 300 via LON bus (LON communication module must also be ordered) <p>Extension for heating circuits 2 and 3 Part no. ZK05916 Euro 420,- MG W An extension is additionally required for each heating circuit with mixer:</p> <p>Mixer extension kit Part no. 7441998 Euro 460,- MG W</p> <p>Notes: When operating the boiler in a flue gas cascade, a back draught safety device must be ordered for each boiler; see "Flue gas cascade accessory".</p> 

Notes:

The boilers are preset for natural gas. Conversion within gas groups E/LL is not required. The conversion to LPG is made at the programming unit (a conversion kit is therefore not required).

Standard delivery:

- Vitodens 200-W as per the single boiler description
- Vitotronic 300-K cascade control unit
- Immersion temperature sensor
- Pre-plumbing jig or mounting frame
- Connection accessories incl. high efficiency circulation pump and thermal insulation

Notes on the cascade control unit:

Vitotronic 200-H heating circuit control units can be connected via LON bus to control further heating circuits with mixer.

VITODENS 200-W

Gas condensing boiler
for open or room sealed operation
Five-boiler system (inline formation)

Installation type	Fuel	Rated heating output range (kW) single/multi boiler system with heating water temperatures of 50/30 °C				MG WK
		12 - 49 12 - 245	12 - 60 12 - 300	20 - 80 20 - 400	20 - 99 20 - 495	
Wall mounting with pre-plumbing jig	Natural gas E (H)	B2HAI71 31.034,- ⊲A	B2HAI72 33.124,- ⊲A	B2HAI73 39.869,-	B2HAI74 47.254,-	Part no. Euro Energy
	Natural gas LL LPG P					
Freestanding with mounting frame	Natural gas E (H)	B2HAI75 31.688,- ⊲A	B2HAI76 33.778,- ⊲A	B2HAI77 40.523,-	B2HAI78 47.908,-	Part no. Euro Energy
	Natural gas LL LPG P					
Specification						
Output 80/60 °C single boiler		10.9 - 45.0	10.9 - 55.2	18.2 - 74.1	18.2 - 90.9	kW
Output 80/60 °C multiple boilers		10.9 - 225.0	10.9 - 276.0	18.2 - 370.5	18.2 - 454.5	kW

4.7

The appliances are tested and approved for natural gas to EN 437, EN 15502-1 and EN 15502-2-1.

Notes:

- For installation, a low loss header or cascade module adaptor must also be ordered; see "Accessories".
- The details regarding the rated heating output apply to operation with natural gas. For details on operation with LPG, see technical guide.
- ▶ For flue gas cascades for open flue operation, see "Accessories".

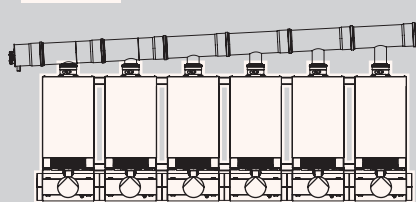
5812241

VITODENS 200-W

Gas condensing boiler
for open or room sealed operation
Six-boiler system (inline formation)

Heating system

Vitotronic 300-K OTS



Inline formation

Control unit

Vitotronic 100/300-K type HC1B/MW2B, for weather-compensated operation

Multi boiler system comprising 6 Vitodens 200-W

Weather-compensated cascade of up to 6 Vitodens 200-W with modulating operation and control of up to 2 heating circuits with mixer

- With cylinder temperature controller and sensor
- Capable of communicating with the Vitotronic 100 via **KM-BUS** (cascade communication module supplied separately)
- Capable of communicating with the Vitotronic 200-H and Vitocom 300 via **LON bus** (LON communication module must also be ordered)

Extension for heating circuits 2 and 3

Part no. ZK05916 Euro 420,- MG W

An extension is additionally required for each **heating circuit with mixer**:

Mixer extension kit

Part no. 7441998 Euro 460,- MG W

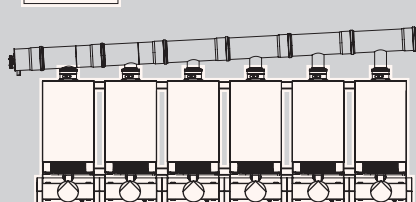
Notes:

When operating the boiler in a flue gas cascade, a back draught safety device must be ordered for each boiler; see "Flue gas cascade accessory".



4.7

Vitotronic 300-K OTS



Inline formation

Vitotronic 100/300-K type HC1B/MW2B, for weather-compensated operation

Multi boiler system comprising 6 Vitodens 200-W

Weather-compensated cascade of up to 6 Vitodens 200-W with modulating operation and control of up to 2 heating circuits with mixer

- With cylinder temperature controller and sensor
- Capable of communicating with the Vitotronic 100 via **KM-BUS** (cascade communication module supplied separately)
- Capable of communicating with the Vitotronic 200-H and Vitocom 300 via **LON bus** (LON communication module must also be ordered)

Extension for heating circuits 2 and 3

Part no. ZK05916 Euro 420,- MG W

An extension is additionally required for each **heating circuit with mixer**:

Mixer extension kit

Part no. 7441998 Euro 460,- MG W

Notes:

When operating the boiler in a flue gas cascade, a back draught safety device must be ordered for each boiler; see "Flue gas cascade accessory".



Notes:

The boilers are preset for natural gas. Conversion within gas groups E/LL is not required. The conversion to LPG is made at the programming unit (a conversion kit is therefore not required).

Standard delivery:

- Vitodens 200-W as per the single boiler description
- Vitotronic 300-K cascade control unit
- Immersion temperature sensor
- Pre-plumbing jig or mounting frame
- Connection accessories incl. high efficiency circulation pump and thermal insulation

Notes on the cascade control unit:

Vitotronic 200-H heating circuit control units can be connected via LON bus to control further heating circuits with mixer.

VITODENS 200-W

Gas condensing boiler
for open or room sealed operation
Six-boiler system (inline formation)

Installation type	Fuel	Rated heating output range (kW) single/multi boiler system with heating water temperatures of 50/30 °C				MG WK
		12 - 49 12 - 294	12 - 60 12 - 360	20 - 80 20 - 480	20 - 99 20 - 594	
Wall mounting with pre-plumbing jig	Natural gas E (H)	B2HAI79 36.736,- ◁A	B2HAI80 39.244,- ◁A	B2HAI81 47.338,-	B2HAI82 56.200,-	Part no. Euro Energy
	Natural gas LL LPG P					
Freestanding with mounting frame	Natural gas E (H)	B2HAI83 37.434,- ◁A	B2HAI84 39.942,- ◁A	B2HAI85 48.036,-	B2HAI86 56.898,-	Part no. Euro Energy
	Natural gas LL LPG P					

4.7

Specification					
Output 80/60 °C single boiler	10.9 - 45.0	10.9 - 55.2	18.2 - 74.1	18.2 - 90.9	kW
Output 80/60 °C multiple boilers	10.9 - 270.0	10.9 - 331.2	18.2 - 444.6	18.2 - 545.4	kW

The appliances are tested and approved for natural gas to EN 437, EN 15502-1 and EN 15502-2-1.

Notes:

- For installation, a low loss header or cascade module adaptor must also be ordered; see "Accessories".
- The details regarding the rated heating output apply to operation with natural gas. For details on operation with LPG, see technical guide.
- ▶ For flue gas cascades for open flue operation, see "Accessories".

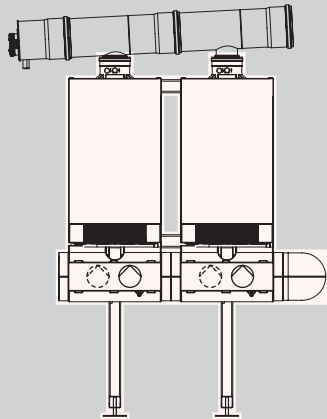
5812241

VITODENS 200-W

Gas condensing boiler
for open or room sealed operation
Four-boiler system (block formation)

Heating system

Vitotronic 300-K OTS



Freestanding cascade installation (block formation) with mounting frame

Control unit

Vitotronic 100/300-K type HC1B/MW2B, for weather-compensated operation

Multi boiler system comprising 4 Vitodens 200-W

Weather-compensated cascade of up to 6 Vitodens 200-W with modulating operation and control of up to 2 heating circuits with mixer

- With cylinder temperature controller and sensor
- Capable of communicating with the Vitotronic 100 via **KM-BUS** (cascade communication module supplied separately)
- Capable of communicating with the Vitotronic 200-H and Vitocom 300 via **LON bus** (LON communication module must also be ordered)

Extension for heating circuits 2 and 3

Part no. ZK05916 **Euro 420,- MG W**

An extension is additionally required for each **heating circuit with mixer:**

Mixer extension kit

Part no. 7441998 **Euro 460,- MG W**

Notes:

When operating the boiler in a flue gas cascade, a back draught safety device must be ordered for each boiler; see "Flue gas cascade accessory".



4.7

Notes:

The boilers are preset for natural gas. Conversion within gas groups E/LL is not required. The conversion to LPG is made at the programming unit (a conversion kit is therefore not required).

Standard delivery:

- Vitodens 200-W as per the single boiler description
- Vitotronic 300-K cascade control unit
- Immersion temperature sensor
- Mounting frame
- Connection accessories incl. high efficiency circulation pump and thermal insulation

Notes on the cascade control unit:

Vitotronic 200-H heating circuit control units can be connected via LON bus to control further heating circuits with mixer.

VITODENS 200-W

Gas condensing boiler
for open or room sealed operation
Four-boiler system (block formation)

Installation type	Fuel	Rated heating output range (kW) single/multi boiler system with heating water temperatures of 50/30 °C				MG WK
		12 - 49 12 - 196	12 - 60 12 - 240	20 - 80 20 - 320	20 - 99 20 - 396	
Freestanding with mounting frame	Natural gas E (H)	B2HAI87 26.595,- ◁A	B2HAI88 28.267,- ◁A	B2HAI89 33.663,-	B2HAI90 39.571,-	Part no. Euro Energy
	Natural gas LL LPG P					
Specification						
Output 80/60 °C single boiler		10.9 - 45.0	10.9 - 55.2	18.2 - 74.1	18.2 - 90.9	kW
Output 80/60 °C multiple boilers		10.9 - 180.0	10.9 - 220.8	18.2 - 296.4	18.2 - 363.6	kW

4.7

The appliances are tested and approved for natural gas to EN 437, EN 15502-1 and EN 15502-2-1.

Notes:

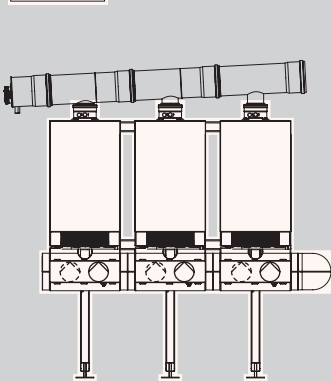
- For installation, a low loss header or cascade module adaptor must also be ordered; see "Accessories".
- The details regarding the rated heating output apply to operation with natural gas. For details on operation with LPG, see technical guide.
- ▶ For flue gas cascades for open flue operation, see "Accessories".

VITODENS 200-W

Gas condensing boiler
for open or room sealed operation
Six-boiler system (block formation)

Heating system

Vitotronic 300-K OTS



Freestanding cascade installation (block formation) with mounting frame

Control unit

Vitotronic 100/300-K type HC1B/MW2B, for weather-compensated operation

Multi boiler system comprising 6 Vitodens 200-W

Weather-compensated cascade of up to 6 Vitodens 200-W with modulating operation and control of up to 2 heating circuits with mixer

- With cylinder temperature controller and sensor
- Capable of communicating with the Vitotronic 100 via **KM-BUS** (cascade communication module supplied separately)
- Capable of communicating with the Vitotronic 200-H and Vitocom 300 via **LON bus** (LON communication module must also be ordered)

Extension for heating circuits 2 and 3

Part no. ZK05916 Euro 420,- MG W

An extension is additionally required for each heating circuit with mixer:

Mixer extension kit

Part no. 7441998 Euro 460,- MG W

Notes:

When operating the boiler in a flue gas cascade, a back draught safety device must be ordered for each boiler; see "Flue gas cascade accessory".



4.7

Notes:

The boilers are preset for natural gas. Conversion within gas groups E/LL is not required. The conversion to LPG is made at the programming unit (a conversion kit is therefore not required).

Standard delivery:

- Vitodens 200-W as per the single boiler description
- Vitotronic 300-K cascade control unit
- Immersion temperature sensor
- Mounting frame
- Connection accessories incl. high efficiency circulation pump and thermal insulation

Notes on the cascade control unit:

Vitotronic 200-H heating circuit control units can be connected via LON bus to control further heating circuits with mixer.

VITODENS 200-W

Gas condensing boiler
for open or room sealed operation
Six-boiler system (block formation)

Installation type	Fuel	Rated heating output range (kW) single/multi boiler system with heating water temperatures of 50/30 °C				MG WK
		12 - 49 12 - 294	12 - 60 12 - 360	20 - 80 20 - 480	20 - 99 20 - 594	
Freestanding with mounting frame	Natural gas E (H)	B2HAI91 38.087,- ◁A	B2HAI92 40.595,- ◁A	B2HAI93 48.689,-	B2HAI94 57.551,-	Part no. Euro Energy
	Natural gas LL LPG P					
Specification						
Output 80/60 °C single boiler		10.9 - 45.0	10.9 - 55.2	18.2 - 74.1	18.2 - 90.9	kW
Output 80/60 °C multiple boilers		10.9 - 270.0	10.9 - 331.2	18.2 - 444.6	18.2 - 545.4	kW

4.7

The appliances are tested and approved for natural gas to EN 437, EN 15502-1 and EN 15502-2-1.

Notes:


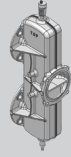



- For installation, a low loss header or cascade module adaptor must also be ordered; see "Accessories".
- The details regarding the rated heating output apply to operation with natural gas. For details on operation with LPG, see technical guide.

► For flue gas cascades for open flue operation, see "Accessories".

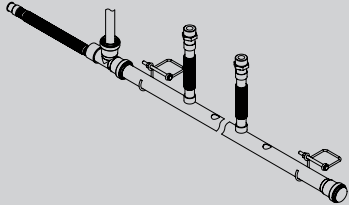
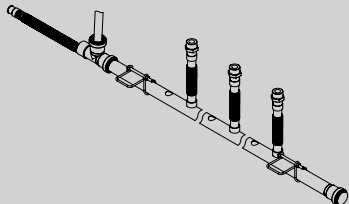
VITODENS 200-W

Accessories
Low loss headers

4.7

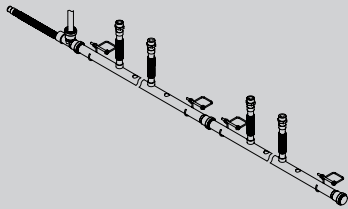
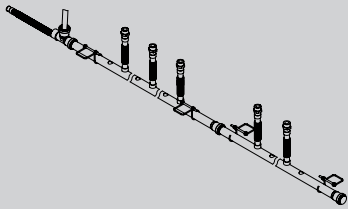
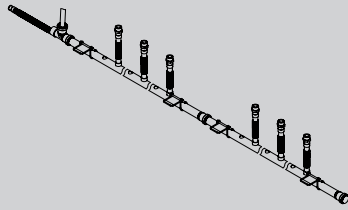
Accessories			
Low loss header			MG W
Low loss header DN 80 <ul style="list-style-type: none"> Can be used up to 594 kW Incl. thermal insulation Observe the maximum flow rate; see technical guides.		ZK02627 1.278,-	Part no. Euro
Heating circuit connecting kit			MG W
Cascade module adaptor DN 100 For on-site installation without a low loss header. Incl. thermal insulation		ZK02628 416,-	Part no. Euro
Adaptor flange DN 80 to R 2 Can be used up to 200 kW in conjunction with a low loss header.		7456326 177,-	Part no. Euro
Adaptor flange DN 100 to R 2 Can be used up to 200 kW in conjunction with a cascade module adaptor DN 100.		ZK02629 186,-	Part no. Euro
Set of 90° pipe bends For corner arrangement of multi boiler system and low loss header (inline formation). <ul style="list-style-type: none"> Incl. thermal insulation <i>Flue gas cascades cannot be used if a multi boiler system is installed in a corner.</i>		ZK02630 1.234,-	Part no. Euro

Notes:
For installation without a low loss header, please observe the technical guides.

Accessories			
Condensate collector, two-boiler system		ZK02631 93,-	Part no. Euro
Condensate collector, three-boiler system		ZK02632 119,-	Part no. Euro

VITODENS 200-W

Accessories
Low loss headers

Accessories			
Accessories			MG W
Condensate collector, four-boiler system Block formation and inline formation		ZK02633 186,-	Part no. Euro
Condensate collector, five-boiler system		ZK02634 212,-	Part no. Euro
Condensate collector, six-boiler system Block formation and inline formation		ZK02635 238,-	Part no. Euro

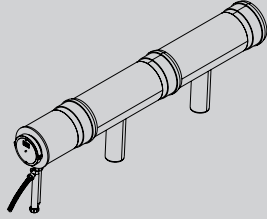
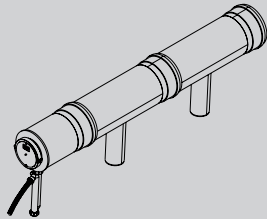
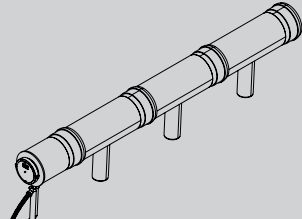
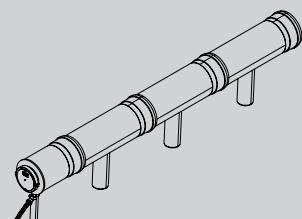
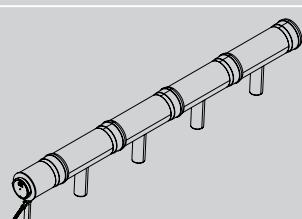
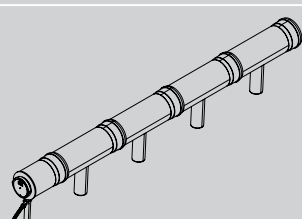
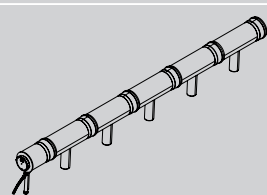
4.7

VITODENS 200-W

Accessories

Flue gas cascades for inline formation

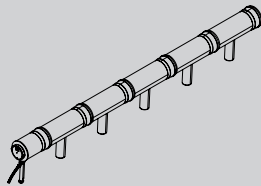
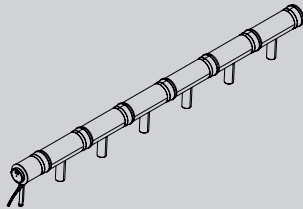
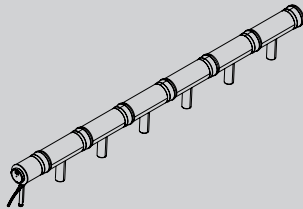
4.7

Accessories			
Flue gas cascade			MG WZ
<p>Flue gas cascade, two-boiler system For installing Vitodens 200-W with 49 or 60 kW in inline formation.</p> <ul style="list-style-type: none"> ■ Flue gas header ■ Terminal with condensate drain and trap <p>Flue pipe connection Ø 160 mm. Max. flue pipe length 30 m.</p>		ZK00675 471,-	Part no. Euro
<p>Flue gas cascade, two-boiler system For installing Vitodens 200-W with 80 or 99 kW in inline formation.</p> <ul style="list-style-type: none"> ■ Flue gas header ■ Terminal with condensate drain and trap <p>Flue pipe connection Ø 200 mm. Max. flue pipe length 30 m.</p>		ZK00676 770,-	Part no. Euro
<p>Flue gas cascade, three-boiler system For installing Vitodens 200-W with 49 or 60 kW in inline formation.</p> <ul style="list-style-type: none"> ■ Flue gas header ■ Terminal with condensate drain and trap <p>Flue pipe connection Ø 160 mm. Max. flue pipe length 30 m.</p>		ZK00678 654,-	Part no. Euro
<p>Flue gas cascade, three-boiler system For installing Vitodens 200-W with 80 or 99 kW in inline formation.</p> <ul style="list-style-type: none"> ■ Flue gas header ■ Terminal with condensate drain and trap <p>Flue pipe connection Ø 200 mm. Max. flue pipe length 30 m.</p>		ZK00679 1.028,-	Part no. Euro
<p>Flue gas cascade, four-boiler system For installing Vitodens 200-W with 49 or 60 kW in inline formation.</p> <ul style="list-style-type: none"> ■ Flue gas header ■ Terminal with condensate drain and trap <p>Flue pipe connection Ø 200 mm. Max. flue pipe length 30 m.</p>		ZK00681 1.074,-	Part no. Euro
<p>Flue gas cascade, four-boiler system For installing Vitodens 200-W with 80 or 99 kW in inline formation.</p> <ul style="list-style-type: none"> ■ Flue gas header ■ Terminal with condensate drain and trap <p>Flue pipe connection Ø 200 mm. Max. flue pipe length 30 m.</p>		ZK00682 1.254,-	Part no. Euro
<p>Flue gas cascade, five-boiler system For installing Vitodens 200-W with 49 or 60 kW in inline formation.</p> <ul style="list-style-type: none"> ■ Flue gas header ■ Terminal with condensate drain and trap <p>Flue pipe connection Ø 250 mm. Max. flue pipe length 30 m.</p>		ZK02636 3.138,-	Part no. Euro

5812241
5812241

VITODENS 200-W

Accessories
Flue gas cascades for inline formation

Accessories			
Flue gas cascade			MG WZ
<p>Flue gas cascade, five-boiler system For installing Vitodens 200-W with 80 or 99 kW in inline formation.</p> <ul style="list-style-type: none"> ■ Flue gas header ■ Terminal with condensate drain and trap <p>Flue pipe connection Ø 250 mm. Max. flue pipe length 30 m.</p>		ZK02637 3.045,-	Part no. Euro
<p>Flue gas cascade, six-boiler system For installing Vitodens 200-W with 49 or 60 kW in inline formation.</p> <ul style="list-style-type: none"> ■ Flue gas header ■ Terminal with condensate drain and trap <p>Flue pipe connection Ø 250 mm. Max. flue pipe length 30 m.</p>		ZK00684 3.573,-	Part no. Euro
<p>Flue gas cascade, six-boiler system For installing Vitodens 200-W with 80 or 99 kW in inline formation.</p> <ul style="list-style-type: none"> ■ Flue gas header ■ Terminal with condensate drain and trap <p>Flue pipe connection Ø 250 mm. Max. flue pipe length 30 m.</p>		ZK00685 3.399,-	Part no. Euro

4.7

Notes:

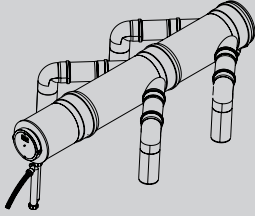
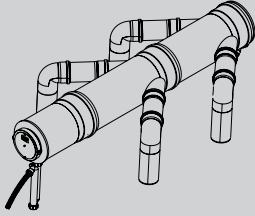
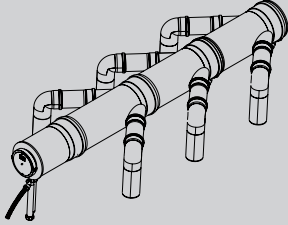
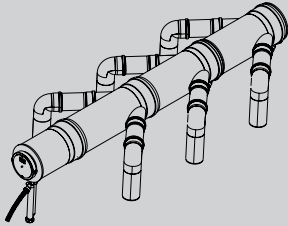
- Flue gas is routed through single wall plastic flue pipes (PPs) – see Pricelist Part 3, Register 2. The maximum flue length applies from the boiler flue connection to the shaft terminal.
- The flue system is tested and CE designated to EN 14471.
- In accordance with the FeuVo [or local building regulations], install condensing boilers from 50 kW rated heating output in a separate, ventilated installation room with a suitable vent. The unrestricted cross-section must be at least 150 cm² and should be 2 cm² larger for each additional kW rated heating output above 50 kW.
- Please see the information in the technical guide and the TRGI 2018.

VITODENS 200-W

Accessories

Flue gas cascades for installation in block formation

4.7

Accessories			
Flue gas cascade			MG WZ
<p>Flue gas cascade, four-boiler system For installing Vitodens 200-W with 49 or 60 kW in block formation.</p> <ul style="list-style-type: none"> ■ Flue gas header ■ Terminal with condensate drain and trap <p>Flue pipe connection Ø 200 mm. Max. flue pipe length 30 m.</p>		ZK00689 1.136,-	Part no. Euro
<p>Flue gas cascade, four-boiler system For installing Vitodens 200-W with 80 or 99 kW in block formation.</p> <ul style="list-style-type: none"> ■ Flue gas header ■ Terminal with condensate drain and trap <p>Flue pipe connection Ø 250 mm. Max. flue pipe length 30 m.</p>		ZK00690 2.225,-	Part no. Euro
<p>Flue gas cascade, six-boiler system For installing Vitodens 200-W with 49 or 60 kW in block formation.</p> <ul style="list-style-type: none"> ■ Flue gas header ■ Terminal with condensate drain and trap <p>Flue pipe connection Ø 250 mm. Max. flue pipe length 30 m.</p>		ZK00691 2.799,-	Part no. Euro
<p>Flue gas cascade, six-boiler system For installing Vitodens 200-W with 80 or 99 kW in block formation.</p> <ul style="list-style-type: none"> ■ Flue gas header ■ Terminal with condensate drain and trap <p>Flue pipe connection Ø 250 mm. Max. flue pipe length 30 m.</p>		ZK00692 2.979,-	Part no. Euro

Notes:

- Flue gas is routed through single wall plastic flue pipes (PPs) – see Pricelist Part 3, Register 2. The maximum flue length applies from the boiler flue connection to the shaft terminal.
- The flue system is tested and CE designated to EN 14471.
- In accordance with the FeuVo [or local building regulations], install condensing boilers from 50 kW rated heating output in a separate, ventilated installation room with a suitable vent. The unrestricted cross-section must be at least 150 cm² and should be 2 cm² larger for each additional kW rated heating output above 50 kW.
- Please see the information in the technical guide and the TRGI 2018.

Flue gas cascade accessory			MG WZ
<p>Back draught safety device for Vitodens 49 kW</p> <ul style="list-style-type: none"> ■ Consisting of DN 80 back draught safety device with coding card ■ For vertical installation in the downstream flue pipe directly behind the boiler <p><i>Must be ordered separately for every boiler in the flue gas cascade.</i></p>		ZK07169 44,-	Part no. Euro
<p>Back draught safety device for Vitodens 60 kW</p> <ul style="list-style-type: none"> ■ Consisting of DN 80 back draught safety device with coding card ■ For vertical installation in the downstream flue pipe directly behind the boiler. <p><i>Must be ordered separately for every boiler in the flue gas cascade.</i></p>		ZK07170 44,-	Part no. Euro
<p>Back draught safety device for Vitodens 80 kW</p> <ul style="list-style-type: none"> ■ Consisting of DN 110 back draught safety device with coding card ■ For vertical installation in the downstream flue pipe directly behind the boiler <p><i>Must be ordered separately for every boiler in the flue gas cascade.</i></p>		ZK07171 54,-	Part no. Euro

5812241
5812241

VITODENS 200-W

Accessories

Flue gas cascades for installation in block formation



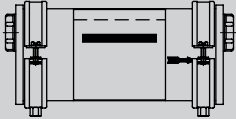
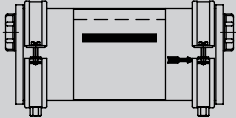

Accessories			
Flue gas cascade accessory			MG WZ
Back draught safety device for Vitodens 99 kW <ul style="list-style-type: none">■ Consisting of DN 110 back draught safety device with coding card■ For vertical installation in the downstream flue pipe directly behind the boiler <i>Must be ordered separately for every boiler in the flue gas cascade.</i>		ZK07172 54,-	Part no. Euro

4.7

VITODENS 200-W

Accessories







4.7

Accessories			
Neutralising systems			MG W
Neutralising system <ul style="list-style-type: none"> ■ For condensing boilers 50 to 500 kW ■ With neutralising granulate (8 kg) 		7441823 356,-	Part no. Euro
Neutralising granulate <ul style="list-style-type: none"> ■ 8 kg ■ Can be used with neutralising system part no. 7441823 		9521702 111,-	Part no. Euro
Neutralising system <ul style="list-style-type: none"> ■ For condensing boilers 500 to 1500 kW ■ With neutralising granulate (25 kg) 		7437829 997,-	Part no. Euro
Neutralising granulate (25 kg) Can be used with neutralising system part no. 7437829		9521748 170,-	Part no. Euro
Neutralising system with wall mounting bracket <ul style="list-style-type: none"> ■ For condensing boilers 50 to 500 kW ■ With neutralising granulate (10 kg) 		7968320 349,-	Part no. Euro
Neutralising granulate (2 x 5 kg) Can be used with neutralising system part no. 7968320.		7857855 109,-	Part no. Euro MG E
Neutralising system <ul style="list-style-type: none"> ■ For condensing boilers 500 to 1500 kW ■ With neutralising granulate (20 kg) 		7968321 905,-	Part no. Euro
Neutralising granulate (4 x 5 kg) Can be used with neutralising system part no. 7968321.		7857856 121,-	Part no. Euro MG E
Condensate removal pumps			MG W
Condensate removal pump SI1800 Automatic condensate removal pump with max. 5 mWC <ul style="list-style-type: none"> ■ Centrifugal pump 230 V/70 W ■ Condensate container 2 l ■ Pressure hose 5 m ■ Non-return valve ■ Alarm contact: Changeover contact (floating) 250 V/4 A (ohmic load) 		ZK02486 254,-	Part no. Euro
Sensors			MG W
CO limiter <ul style="list-style-type: none"> ■ For safety shutdown of the boiler if carbon monoxide escapes ■ Can be used for boilers built from 2004 onwards 		Z015500 245,-	Part no. Euro
Miscellaneous			MG N
Tool kit For maintenance and service. Can be used for all Viessmann Vitodens, Vitopend, Vitovalor and Vitocaldens. Case with all tools required for maintenance and service: Screwdrivers, extension and inserts.		ZK04569 88,-	Part no. Euro

5812241
5812241

VITODENS 200-W

Accessories

Accessories				
Heating circuit				
Connection to heating circuit (nominal diameter)				DN 20 - 3/4" DN 25 - 1" DN 32 - 1 1/4" MG WN
Divicon heating circuit distributor without mixer (fully fitted) <ul style="list-style-type: none"> Variable speed high efficiency circulation pump, fully wired Check valve 2 ball valves with thermometers Thermal insulation 				
Fully fitted Divicon heating circuit distributor Without mixer with Wilo Para 25/6 high efficiency circulation pump				Z024686 802,- Z024687 832,- - Part no. Euro
Fully fitted Divicon heating circuit distributor Without mixer with Wilo Para 25/8 high efficiency circulation pump				- - Z024688 866,- Part no. Euro
Heating circuit				
Connection to heating circuit (nominal diameter)				DN 20 - 3/4" DN 25 - 1" DN 32 - 1 1/4" MG WN
Divicon heating circuit distributor with mixer (as a set) <ul style="list-style-type: none"> Variable speed high efficiency circulation pump (supplied separately) Check valve 2 ball valves with thermometers Thermal insulation <i>Mixer extension kits must be ordered separately.</i> 				
Divicon heating circuit distributor assembly with mixer-3 <ul style="list-style-type: none"> High efficiency circulation pump Grundfos Alpha 25/60 With connecting lead (3.5 m long) 				Z008223 887,- Z008224 913,- ZK01827 971,- Part no. Euro
Divicon heating circuit distributor assembly without mixer <ul style="list-style-type: none"> High efficiency circulation pump Grundfos Alpha 25/60 With connecting lead (3.5 m long) 				Z008952 735,- Z008953 753,- - Part no. Euro
Divicon heating circuit distributor assembly without mixer <ul style="list-style-type: none"> Grundfos Alpha 25/60 high efficiency circulation pump With connecting lead (3.5 m long) 				- - ZK01828 794,- Part no. Euro
Divicon accessories				
Connection to heating circuit (nominal diameter)				DN 20 - 3/4" DN 25 - 1" DN 32 - 1 1/4" MG W
Wall mounting bracket for individual Divicons (connection between heat generator and Divicon on site)				7465894 60,- Part no. Euro
Bypass valve For hydronic balancing of the heating circuit. 				7464889 21,- Part no. Euro
Manifold for 2 Divicons <ul style="list-style-type: none"> Incl. thermal insulation Wall mounted (with wall mounting bracket to be ordered separately) 				7460638 337,- 7466337 382,- Part no. Euro
Manifold for 3 Divicons <ul style="list-style-type: none"> Incl. thermal insulation Wall mounted (with wall mounting bracket to be ordered separately) 				7460643 464,- 7466340 529,- Part no. Euro
Wall mounting bracket for manifold (connection between heat generator and manifold on site) 				7465439 60,- Part no. Euro

4.7

5812241

VITODENS 200-W

Control unit accessories

4.7

Accessories			
Heating circuit control unit extension			MG W
Extension for heating circuits 2 and 3 PCB for installation in the Vitotronic For controlling two heating circuits with mixer <ul style="list-style-type: none"> With connections for mixer motors, flow temperature sensors (NTC 10 kOhm) and heating circuit pumps Plug for mixer motor and heating circuit pump for each heating circuit 		ZK05916 420,-	Part no. Euro
Mixer extension kit For one heating circuit with mixer, fully wired <ul style="list-style-type: none"> Mixer motor with connecting cable (4.0 m long) for Viessmann mixers DN 20 to 50, R ½ to 1¼ (not for flanged mixers) and plug Flow temperature sensor as contact temperature sensor (NTC 10 kOhm), with connecting lead (5.8 m long) and plug Plug for heating circuit pump 		7441998 460,-	Part no. Euro



To control additional heating circuits and connect the boiler Vitotronic with the heating circuit control unit, see Register 11.4.

Function extensions			
EA1 extension Function extension inside enclosure for wall mounting. Using the inputs and outputs allows up to 5 functions to be achieved: <ul style="list-style-type: none"> 1 analogue input (0 to 10 V) <ul style="list-style-type: none"> Specification of set boiler water temperature 3 digital inputs <ul style="list-style-type: none"> External changeover of operating status for heating circuits 1 to 3 can be switched individually External blocking with central fault message Fault messages Brief operation, DHW circulation pump 1 switching output (floating changeover contact) <ul style="list-style-type: none"> Feed pump connection to a substation Signalling reduced mode for a heating circuit 		7452091 227,-	Part no. Euro



Notes:

For further accessories and software, see the following Registers:

- Register 11, Connectivity and Home & Building Automation (ViCare app, Vitoconnect, Vitogate, etc.)
- Register 11, Control unit accessories (remote controls, sensors, etc.)

VITODENS 222-W

Gas condensing storage combi boiler
1.9 to 32.0 kW

10 year guarantee

on stainless steel heat exchangers for
oil/gas condensing boilers up to 150 kW



VISSMANN
ONE BASE



4.8

 H₂ READY · 20%

Vitodens 222-W

Type B2LF

Wall mounted gas condensing boiler as a storage combi boiler, with modulating MatriX-Plus burner, for open flue or room sealed operation.

With integral stainless steel loading cylinder with 46 litre capacity.

For natural gas and LPG

Permissible operating pressure: heating water 3 bar (0.3 MPa), DHW 10 bar (1 MPa)

Colour: Vitopearlwhite

Product ID: CE0085CT0017

- Seasonal central heating energy efficiency η_{s} up to 94 % (label A)
- Low cycling frequency, even with low heat demand, due to optimised pauses and a wide modulation range down to 1:17
- Durable and efficient thanks to stainless steel Inox-Radial heat exchanger
- MatriX-Plus burner with Lambda Pro Plus combustion controller for permanently high efficiency and clean combustion
- New, innovative operating concept employing a colour touchscreen with plain text and graphic display, commissioning assistant, energy consumption indicators and the option of operation from a mobile device
- Web-enabled through integral WiFi interface for operation and service via Viessmann app
- Individual room control via ViCare app for up to 20 rooms in combination with ViCare Smart Climate accessory

8/2023

5836645

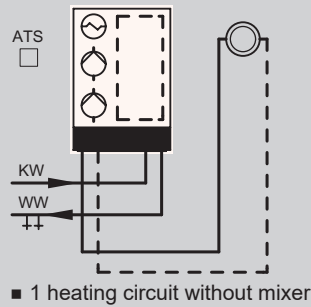
VISSMANN

4.8-1

VITODENS 222-W

Gas condensing storage combi boiler with a **stainless steel loading cylinder**,
for open flue or room sealed operation
Heating circuit **without** mixer

Heating system



Control unit

For constant temperature or weather-compensated mode

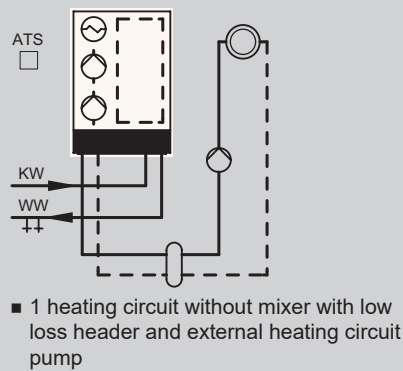
- With 7-inch colour touchscreen
- Internet and local service connection via integral WiFi interface
A room temperature controller is required for room temperature-dependent mode; see Accessories.



An outside temperature sensor is required for weather-compensated mode:

Outside temperature sensor
Part no. ZK04306 Euro 67,- MG W

4.8



For weather-compensated mode

- With 7-inch colour touchscreen
- Internet and local service connection via integral WiFi interface
An extension is required for a separate heating circuit without mixer with low loss header (separate heating circuit pump):



EM-P1 extension
Part no. Z017411 Euro 210,- MG W

Immersion temperature sensor (for low loss header)
Part no. ZK04032 Euro 106,- MG W

An outside temperature sensor is required for weather-compensated mode:

Outside temperature sensor
Part no. ZK04306 Euro 67,- MG W

Note!

The boilers are preset for natural gas. Conversion within gas groups E/LL is not required. The conversion to LPG is made at the programming unit (a conversion kit is therefore not required).

An EM-EA1 extension (part no. Z017412) is required for connecting an external solenoid valve and for external extractor interlock.

Standard delivery/equipment level

- Condensing boiler and loading cylinder (46 litres) with thermal insulation
- Modulating, fan-assisted premix burner with Lambda Pro Plus
- Control unit with integral WiFi interface
- Expansion vessel (10 litres)
- Refilling device with pipe separator
- Fully plumbed and wired
- Boiler flue connection



Note!

For installation of the appliance, a pre-plumbing jig, mounting frame or valves/fittings **must** be added to the order.

- ▶ For connection accessories and DHW heating, see Accessories.
- ▶ For the flue system, see the Flue systems price sheet.

VITODENS 222-W

Gas condensing storage combi boiler with a **stainless steel loading cylinder**,
for open flue or room sealed operation
Heating circuit **without mixer**

Control unit display	Fuel	Rated heating output range (kW) for room heating and heating water temperatures of 50/30 °C or 80/60 °C				MG WJ
		1.9 - 11.0 1.7 - 10.1	1.9 - 19.0 1.7 - 17.5	1.9 - 25.0 1.7 - 23.0	1.9 - 32.0 1.7 - 29.3	
		7-inch colour touchscreen	Natural gas E (H) Natural gas LL LPG P	Z019408 4.158,- A A	Z019409 4.286,- A A	
7-inch colour touchscreen	Natural gas E (H) Natural gas LL LPG P	Z019408 4.158,- A A	Z019409 4.286,- A A	Z019410 4.411,- A A	Z019411 4.497,- A A	Part no. Euro  

4.8

Specification						
Length		500	500	500	500	mm
Width		600	600	600	600	mm
Height		950	950	950	950	mm
Weight		63	63	63	63	kg
Cylinder capacity		46	46	46	46	l
Draw-off rate		16.4	18.5	20.1	21.2	l/min
Flue gas connection		60	60	60	60	Ø mm
Ventilation air connection		100	100	100	100	Ø mm
DHW output		22.0	26.5	30.7	33.9	kW

The appliances are tested and approved for natural gas and LPG to EN 15502.

Note on draw-off rate!

Details at ΔT 30 K.

Note on LPG!

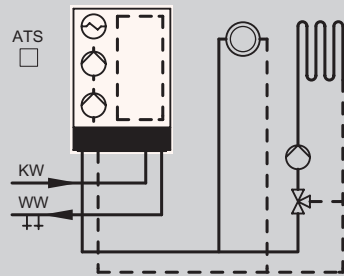
Different rated heating output when operating with LPG; see technical guides.

5836645

VITODENS 222-W

Gas condensing storage combi boiler with a **stainless steel loading cylinder**,
for open flue or room sealed operation
Heating circuit **with** mixer

Heating system



- 1 heating circuit without mixer
- 1 heating circuit with mixer

Control unit

For weather-compensated mode

- With 7-inch colour touchscreen
- Internet and local service connection via integral WiFi interface

An extension kit is required for every heating circuit with mixer:

EM-MX mixer extension kit (mixer mounting)
Part no. Z017409 Euro 572,- MG W

EM-M1 mixer extension kit (wall mounting)
Part no. Z025981 Euro 373,- MG W

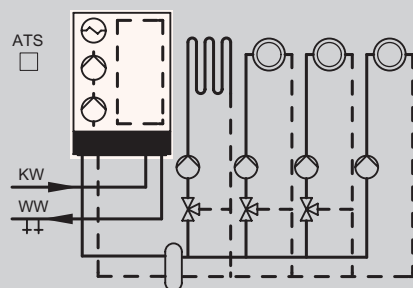
For sub-mounting kit with mixer, see Accessories.

An outside temperature sensor is required for weather-compensated mode:

Outside temperature sensor
Part no. ZK04306 Euro 67,- MG W



4.8



- 1 heating circuit without mixer with low loss header and external heating circuit pump
- 1, 2 or 3 heating circuits with mixer
- With or without DHW circulation pump
- With low loss header

For weather-compensated mode

- With 7-inch colour touchscreen
- Internet and local service connection via integral WiFi interface

An extension kit is required for every heating circuit with mixer:

EM-MX mixer extension kit (mixer mounting)
Part no. Z017409 Euro 572,- MG W

EM-M1 mixer extension kit (wall mounting)
Part no. Z025981 Euro 373,- MG W

Immersion temperature sensor (for low loss header)
Part no. ZK04032 Euro 106,- MG W

An outside temperature sensor is required for weather-compensated mode:

Outside temperature sensor
Part no. ZK04306 Euro 67,- MG W



Note!

The boilers are preset for natural gas. Conversion within gas groups E/LL is not required. The conversion to LPG is made at the programming unit (a conversion kit is therefore not required).

An EM-EA1 extension (part no. Z017412) is required for connecting an external solenoid valve and for external extractor interlock.

Standard delivery/equipment level

- Condensing boiler and loading cylinder (46 litres) with thermal insulation
- Modulating, fan-assisted premix burner with Lambda Pro Plus
- Control unit with integral WiFi interface
- Expansion vessel (10 litres)
- Refilling device with pipe separator
- Fully plumbed and wired
- Boiler flue connection





















Note!

For installation of the appliance, a pre-plumbing jig, mounting frame or valves/fittings **must** be added to the order.

- ▶ For connection accessories and DHW heating, see Accessories.
- ▶ For the flue system, see the Flue systems price sheet.

VITODENS 222-W

Gas condensing storage combi boiler with a **stainless steel loading cylinder**,
for open flue or room sealed operation
Heating circuit **with mixer**

Control unit display	Fuel	Rated heating output range (kW) for room heating and heating water temperatures of 50/30 °C or 80/60 °C				MG WJ
		1.9 - 11.0	1.9 - 19.0	1.9 - 25.0	1.9 - 32.0	
		1.7 - 10.1	1.7 - 17.5	1.7 - 23.0	1.7 - 29.3	
7-inch colour touchscreen	Natural gas E (H)	Z019408	Z019409	Z019410	Z019411	Part no. Euro  
	Natural gas LL LPG P	4.158,-  	4.286,-  	4.411,-  	4.497,-  	
7-inch colour touchscreen	Natural gas E (H)	Z019408	Z019409	Z019410	Z019411	Part no. Euro  
	Natural gas LL LPG P	4.158,-  	4.286,-  	4.411,-  	4.497,-  	

4.8

Specification						
Length		500	500	500	500	mm
Width		600	600	600	600	mm
Height		950	950	950	950	mm
Weight		63	63	63	63	kg
Cylinder capacity		46	46	46	46	l
Draw-off rate		16.4	18.5	20.1	21.2	l/min
Flue gas connection		60	60	60	60	Ø mm
Ventilation air connection		100	100	100	100	Ø mm
DHW output		22.0	26.5	30.7	33.9	kW

The appliances are tested and approved for natural gas and LPG to EN 15502.

Note on draw-off rate!

Details at ΔT 30 K.

Note on LPG!

Different rated heating output when operating with LPG; see technical guides.

5836645

VITODENS 222-W

Digital services

Mobile applications and Energy Management Systems

Communication technology

ViCare app – mobile applications for system users

Mobile operation of the heating system for heating and DHW. Assistance functions and fault display with option for direct connection to a contractor for service requests.



► For more information on system requirements and ViCare app registration and usage, see www.vicare.info

Tools for service, maintenance and commissioning

ViGuide – mobile applications for trade partners

Service and maintenance with ViGuide for optimising workflows in the Viessmann trade partner's business. Ensures customer-friendly online service for the system user, provided they have enabled service via the ViCare app. Straightforward and efficient commissioning of heat generators with integral communication module and battery storage systems, performed by heating contractors using ViGuide.



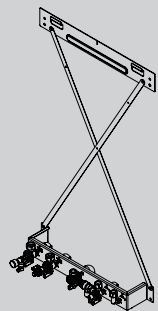
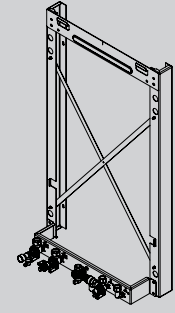
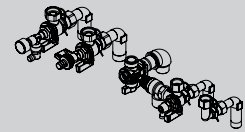
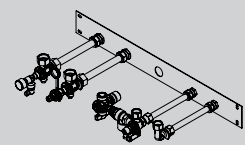
In addition to the free version, ViGuide Plus and ViGuide Pro are also available as paid-for versions with additional analysis, remote maintenance and optimisation functions.

► For more information on system requirements and ViGuide registration and usage, see www.viguide.info

4.8

VITODENS 222-W

Accessories

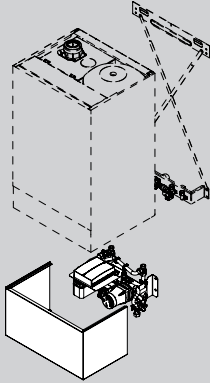

Accessories			
Installation accessories			MG W
<p>Pre-plumbing jig for surface mounting</p> <ul style="list-style-type: none"> ■ Fixings ■ Valves/fittings ■ DHW safety valve 10 bar ■ Gas shut-off valve R ¾ with integral, thermally activated safety shut-off valve 		ZK04929 266,- Part no. Euro	
<p>Mounting frame for surface mounting</p> <ul style="list-style-type: none"> ■ Fixings ■ Valves/fittings ■ DHW safety valve 10 bar ■ Gas shut-off valve R ¾ with integral, thermally activated safety shut-off valve Wall clearance 90 mm		ZK04931 475,- Part no. Euro	
<p>Valves/fittings for surface mounting</p> <ul style="list-style-type: none"> ■ Valves/fittings ■ DHW safety valve 10 bar ■ Gas shut-off valve R ¾ with integral, thermally activated safety shut-off valve 		ZK04933 181,- Part no. Euro	
<p>Valves/fittings for flush mounting</p> <ul style="list-style-type: none"> ■ Valves/fittings ■ DHW safety valve 10 bar ■ Gas shut-off valve R ¾ with integral, thermally activated safety shut-off valve 		ZK04934 315,- Part no. Euro	

4.8

VITODENS 222-W

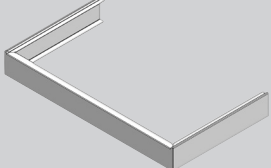

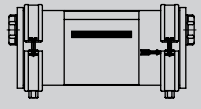



Accessories

4.8

Accessories				
Heating circuit			MG W	
<p>Sub-mounting kit with mixer Complete assembly for heat distribution via one heating circuit with mixer and one heating circuit without mixer, for installation below the appliance.</p> <ul style="list-style-type: none"> ■ Plate heat exchanger for system separation of the heating circuit with mixer ■ Variable speed high efficiency circulation pump for the heating circuit with mixer ■ 3-way mixer with mixer motor ■ Mixer PCB, capable of communicating via PlusBus ■ Adjustable bypass ■ Flow temperature sensor ■ Valve for regulating the flow rates of both heating circuits ■ Cover with same design as the wall mounted boiler 		ZK04935 2.223,-	Part no. Euro	
<p>The sub-mounting kit can only be used in conjunction with a pre-plumbing jig for surface mounting. The pre-plumbing jig must be added to the order. For different applications, use a mixer extension kit.</p> <p><i>Maximum transferable heating output of the heating circuit with mixer is 14 kW. For further information, see the Vitodens technical guide.</i></p>				
<p>Contact temperature limiter As a maximum temperature limiter for underfloor heating systems in combination with the assembly kit or sub-mounting kit with mixer. With connecting lead (1.5 m long).</p>			7425493 131,-	Part no. Euro
Hydraulic accessories			MG W	
<p>DHW expansion vessel For installation in Vitodens.</p> <ul style="list-style-type: none"> ■ Volume 2 litres ■ Max. pressure 10 bar 		ZK04937 111,-	Part no. Euro	

VITODENS 222-W

Accessories

Accessories			
Valve/fittings covers			MG W
Valve/fittings cover For 600 mm wide appliances.		ZK04938 201,-	Part no. Euro
Neutralising systems			MG W
Neutralising system with wall mounting bracket <ul style="list-style-type: none"> ■ For condensing boilers up to 35 kW ■ With neutralising granulate ■ With connection elbows for DN 20 hose connection ■ With connection hose for connection to the boiler trap 		ZK03652 292,-	Part no. Euro
Neutralising granulate (2.5 kg) Can be used with neutralising system part no. ZK03652.		ZK03654 91,-	Part no. Euro
Neutralising system with wall mounting bracket <ul style="list-style-type: none"> ■ For condensing boilers up to 35 kW ■ With neutralising granulate (2.6 kg) ■ With connection elbows for DN 20 hose connection 		7968318 270,-	Part no. Euro
Neutralising granulate (2 x 1.3 kg) Can be used with neutralising system part no. 7968318.		7857853 68,-	Part no. Euro
Condensate removal pumps			MG W
Condensate removal pump SI1800 Automatic condensate removal pump with max. 5 mWC <ul style="list-style-type: none"> ■ Centrifugal pump 230 V/70 W ■ Condensate container 2 l ■ Pressure hose 5 m ■ Non-return valve ■ Alarm contact: changeover contact (floating) 250 V/4 A (ohmic load) 		ZK02486 254,-	Part no. Euro
Low loss header			MG W
Low loss header, type Q70 <ul style="list-style-type: none"> ■ Heating water flow rate of up to 3 m³/h ■ R 1 female connector ■ Rp ½ sleeves for air vent valve, drain and sensor well for temperature sensor ■ With air vent valve and sensor well ■ With EPP insulation to EnEV 		ZK03679 207,-	Part no. Euro
Wall mounting bracket for low loss header, type Q70 With fixing materials		ZK03682 54,-	Part no. Euro







4.8

5836645

VITODENS 222-W

Accessories





4.8

Accessories					
Heating circuit					
Connection to heating circuit (nominal diameter)		DN 20 - 3/4"	DN 25 - 1"	DN 32 - 1 1/4"	MG WN
Divicon heating circuit distributor with mixer (fully fitted) <ul style="list-style-type: none"> Variable speed high efficiency circulation pump, fully wired Check valve 2 ball valves with thermometers Thermal insulation Mixer extension kit (PlusBus subscriber) including connecting cable (3.5 m long) 					
Fully fitted Divicon heating circuit distributor <ul style="list-style-type: none"> With mixer-3 and mixer extension kit With mixer PCB and mixer motor With high efficiency circulation pump Wilo Para 25/6 		Z024683 1.312,-	Z024684 1.313,-	-	Part no. Euro
Fully fitted Divicon heating circuit distributor <ul style="list-style-type: none"> With mixer-3 and mixer extension kit With mixer PCB and mixer motor With high efficiency circulation pump Wilo Para 25/8 		-		Z024685 1.366,-	Part no. Euro
Divicon heating circuit distributor without mixer (fully fitted) <ul style="list-style-type: none"> Variable speed high efficiency circulation pump, fully wired Check valve 2 ball valves with thermometers Thermal insulation 					
Fully fitted Divicon heating circuit distributor Without mixer with high efficiency circulation pump Wilo Para 25/6		Z024686 802,-	Z024687 832,-	-	Part no. Euro
Fully fitted Divicon heating circuit distributor Without mixer with high efficiency circulation pump Wilo Para 25/8		-		Z024688 866,-	Part no. Euro
Divicon accessories					
Connection to heating circuit (nominal diameter)		DN 20 - 3/4"	DN 25 - 1"	DN 32 - 1 1/4"	MG W
Cable set (with plugs  and ) To replace the connecting cable supplied in the standard delivery for linking the mixer PCBs, in the case of 2 or 3 heating circuits with mixer.			ZK04322 16,-		Part no. Euro
Wall mounting bracket for individual Divicons (connection between heat generator and Divicon on site)			7465894 60,-		Part no. Euro
Bypass valve For hydronic balancing of the heating circuit.			7464889 21,-		Part no. Euro
Manifold for 2 Divicons <ul style="list-style-type: none"> Incl. thermal insulation Wall mounted (with wall mounting bracket to be ordered separately) 		7460638 337,-		7466337 382,-	Part no. Euro
Manifold for 3 Divicons <ul style="list-style-type: none"> Incl. thermal insulation Wall mounted (with wall mounting bracket to be ordered separately) 		7460643 464,-		7466340 529,-	Part no. Euro
Wall mounting bracket for manifold (connection between heat generator and manifold on site)			7465439 60,-		Part no. Euro

5836645
5836645

VITODENS 222-W

Accessories

Accessories					
Divicon accessories					
Connection to heating circuit (nominal diameter)		DN 20 - ¾"	DN 25 - 1"	DN 32 - 1¼"	MG W
Low loss header for Divicon Flow rate up to 4.5 m³/h. Connection to the manifold. ■ With thermal insulation (black) ■ With integral sensor well 		7460649 343,-	-	-	Part no. Euro
Low loss header for Divicon Flow rate up to 7.5 m³/h. Connection to the manifold. ■ With thermal insulation (black) ■ With integral sensor well 		-	7460648 428,-	-	Part no. Euro
Note!					
■ When sizing the Divicon heating circuit distributor, observe the technical guides.					
Balanced flue system					MG W
Ventilation air cover For parallel flue pipe routing Ø 60/60 without additional parallel adaptor. 			ZK04940 6,-		Part no. Euro
Water spray protection To ensure adherence to the required protection class. Must be added to the order for open flue operation. 			7590109 10,20		Part no. Euro
Miscellaneous					MG N
Tool kit For maintenance and service. Can be used for all Viessmann Vitodens, Vitopend, Vitovalor and Vitocaldens. Case with all tools required for maintenance and service: Screwdrivers, extension and inserts.			ZK04569 88,-		Part no. Euro
Plate heat exchanger flushing system Adaptor plate for fitting on the plate heat exchanger after removal. For easy connection of flushing equipment to the plate heat exchanger.			7373005 111,-		Part no. Euro





4.8

5836645

VITODENS 222-W

Control unit accessories

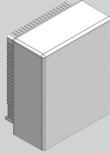





4.8

Accessories			
Control unit for room temperature-dependent mode			MG W
<p>Vitotrol 100 (type UTDB)</p> <ul style="list-style-type: none"> ■ Room temperature controller ■ With switching output (2-point output) ■ With menu-guided operation ■ With digital time switch ■ With individual day and seven-day program ■ With 3 preset time programs, individually adjustable ■ Independent of mains power supply (3 V battery operation) 		Z007691 162,-	Part no. Euro
<p>Vitotrol 100 (type UTDB-RF)</p> <ul style="list-style-type: none"> ■ Room temperature controller with integral wireless transmitter and separate receiver with switching output (2-point output) ■ With menu-guided operation ■ With digital time switch ■ With individual day and seven-day program ■ With 3 preset time programs, individually adjustable ■ Room temperature controller with 3 V battery operation, receiver with 230 V mains voltage 		Z007692 299,-	Part no. Euro
Remote control units			MG W
<p>Vitotrol 200-E</p> <p>Hardwired remote control unit (PlusBus subscriber). With backlit graphic display with plain text. For setting the following functions for one, two, three or up to 4 heating circuits:</p> <ul style="list-style-type: none"> ■ Hardwired communication with the heat generator ■ Time programs for heating circuits and DHW cylinders ■ Comfort functions, e.g. holiday program/holiday at home program ■ Specification of the set DHW temperature and up to 3 set values for the room temperature ■ With integral room temperature sensor for room temperature hook-up (only for one heating circuit with mixer) ■ The display shows the outside temperature, room temperature and operating conditions. <p>If the Vitotrol 200-E is to be used for room temperature hook-up, site the device in a main living room (lead room). Room temperature sensor, part no. 7438537, must be added to the order if the Vitotrol 200-E cannot be sited in a suitable location to capture the room temperature.</p>		Z017415 288,-	Part no. Euro
<p>Vitotrol 300-E</p> <p>Multi-system wireless remote control for supporting various heat generators (e.g. Vitodens, Vitocal and Vitovalor) or mechanical ventilation systems (Vitoair).</p> <ul style="list-style-type: none"> ■ Wireless communication with the heat generator via low power radio ■ Backlit graphic display ■ Depending on the connected system: display of room temperature, room humidity, CO₂ level, energy cockpit and support for heating, cooling and ventilation modes ■ Room views in combination with individual room control ■ Setting of various operating modes or time programs ■ Comfort functions such as holiday program ■ Intuitive colour-coded user navigation (Lightguide) <p><i>If the Vitotrol 300-E is to have a flush mounted power supply, a power supply unit for flush mounting must be added to the order.</i> <i>Mixed operation with a Vitotrol 200-E is not possible.</i> <i>For a precise summary of compatibility see www.vitotrol.info</i></p>		7959522 419,-	Part no. Euro

5836645
5896615

VITODENS 222-W

Control unit accessories

Accessories			
Remote control units			MG W
<p>Power supply unit for flush mounting As an alternative to the plug-in power supply unit provided, the Vitotrol 300-E can also be supplied with power via the power supply unit for flush mounting. The power supply unit for flush mounting fits in a commercially available flush box.</p> <ul style="list-style-type: none"> ■ Power supply unit with 12 V/500 mA power output ■ As per EUP Directive 2005/32/EC ■ Input and output via screw terminals ■ Dimensions 54 x 26 mm 	ZK03842 69,-	Part no. Euro	
Sensors			MG W
<p>Outside temperature sensor For fixing to the external wall</p> <ul style="list-style-type: none"> ■ Colour: white ■ NTC 10 kOhm 		ZK04306 67,-	Part no. Euro
<p>Room temperature sensor (NTC 10 kOhm) In an enclosure for wall mounting <i>To supplement the Vitotrol 200-E</i> <i>If the Vitotrol 200-E cannot be sited in a suitable location to capture the room temperature.</i></p>		7438537 87,-	Part no. Euro
<p>Immersion temperature sensor (for low loss header) To capture the low loss header temperature.</p> <ul style="list-style-type: none"> ■ With connecting lead and plug 		ZK04032 106,-	Part no. Euro
Heating circuit control unit extension			MG W
<p>Contact thermostat Temperature limiter to restrict the maximum temperature of underfloor heating systems</p> <ul style="list-style-type: none"> ■ With connecting cable (1.5 m long) <p><i>Only in conjunction with a directly connected heating circuit without mixer.</i></p>		ZK04647 131,-	Part no. Euro
<p>Immersion thermostat Temperature limiter to restrict the maximum temperature of underfloor heating systems</p> <ul style="list-style-type: none"> ■ With connecting lead (4.2 m long) and plug ■ With stainless steel sensor well R ½ x 200 mm <p><i>In conjunction with heating circuits with separate heating circuit pump and mixer extension kit.</i></p>		7151728 214,-	Part no. Euro
<p>Contact thermostat Temperature limiter to restrict the maximum temperature of underfloor heating systems</p> <ul style="list-style-type: none"> ■ With connecting lead (4.2 m long) and plug <p><i>In conjunction with heating circuits with separate heating circuit pump and mixer extension kit.</i></p>		7151729 164,-	Part no. Euro
<p>EM-MX mixer extension kit (mixer mounting) (PlusBus subscriber) For one heating circuit with mixer, fully wired.</p> <ul style="list-style-type: none"> ■ Mixer PCB with mixer motor for Viessmann mixers DN 20 to 50, R ½ to 1¼ (not for flanged mixers) ■ Flow temperature sensor as contact temperature sensor (NTC 10 kOhm) with connecting lead (2.0 m long) and plug ■ Plug for heating circuit pump ■ Power cable and PlusBus cable with plug ■ With immersion temperature sensor connection for low loss header (immersion temperature sensor must be ordered separately) <p><i>Not if using the sub-mounting kit with mixer.</i></p>		Z017409 572,-	Part no. Euro






4.8

5836645

VITODENS 222-W

Control unit accessories





4.8

Accessories			
Heating circuit control unit extension			MG W
<p>EM-M1 mixer extension kit (wall mounting) (PlusBus subscriber) For one heating circuit with mixer, fully wired.</p> <ul style="list-style-type: none"> ■ Mixer PCB for separately ordered mixer motor ■ Flow temperature sensor as contact temperature sensor (NTC 10 kOhm) with connecting lead (5.8 m long) and plug ■ Plug for heating circuit pump and mixer motor ■ Power cable and PlusBus cable with plug ■ With immersion temperature sensor connection for low loss header (immersion temperature sensor must be ordered separately) <p><i>Not if using the sub-mounting kit with mixer.</i></p>		Z025981 373,-	Part no. Euro
<p>EM-MX mixer extension kit (for Divicon) (PlusBus subscriber) For one heating circuit with mixer, fully wired.</p> <ul style="list-style-type: none"> ■ Mixer PCB including mixer motor for Divicon ■ Flow temperature sensor as immersion temperature sensor (NTC 10 kOhm) for installation in the Divicon, with connecting lead (0.9 m) and plug ■ Plug for heating circuit pump ■ Power cable and PlusBus cable with plug ■ With immersion temperature sensor connection for low loss header (immersion temperature sensor must be ordered separately) 		Z017414 538,-	Part no. Euro
Function extensions			MG W
<p>EM-P1 extension (PlusBus subscriber) Function extension inside enclosure for wall mounting.</p> <ul style="list-style-type: none"> ■ Connection for heating circuit pump for the heating circuit without mixer ■ Immersion temperature sensor connection for low loss header (immersion temperature sensor must be ordered separately) <p><i>Required for e.g. a single heating circuit without mixer with low loss header</i></p>		Z017411 210,-	Part no. Euro
<p>EM-EA1 extension (PlusBus subscriber) Function extension inside enclosure for wall mounting. Using the inputs and outputs allows one of the following functions to be achieved. A maximum of 3 EM-EA1 extensions can be connected to a heat generator.</p> <ul style="list-style-type: none"> ■ External functions: <ul style="list-style-type: none"> - External set flow temperature 0-10 V - Operating mode changeover - External demand - External blocking ■ Fault message input and fault message output <ul style="list-style-type: none"> - Fault message input 230 V (without system blocking) - Fault message input 230 V and system blocking - Fault message input 24 V and system blocking - Connect message facility only ■ LPG valve (external) ■ Extractor hood (external extractor interlock) <p><i>Required for connection of fault messages, e.g. from the condensate removal pump.</i></p>		Z017412 311,-	Part no. Euro
Function extension for modernisation			MG W
<p>Replacement set for KM-BUS extension kit with mixer and AM1 function extension (PlusBus subscriber) For the replacement of existing KM-BUS extension modules from 1998 onwards. Comprising:</p> <ul style="list-style-type: none"> ■ ADIO electronics module ■ Plug set ■ 230 V power cable for extension kit with mixer for mixer mounting (1998-2009) 		ZK06006 176,-	Part no. Euro

5836645
5896615

VITODENS 222-W

Control unit accessories

Accessories			
Communication technology			MG YE
<p>WAGO KNX/TP gateway For mounting on a top-hat rail. Data exchange with an external system based on the KNX/TP communication standard. Connections:</p> <ul style="list-style-type: none"> ■ KNX/TP-1 terminals for connection to the on-site KNX system ■ 230 V~ power supply via plug-in power supply unit ■ CAN bus terminals for connecting the cable to the heat generator <p>Standard delivery:</p> <ul style="list-style-type: none"> ■ WAGO KNX/TP gateway for mounting on a top-hat rail ■ Power supply unit for mounting on a top-hat rail 		Z024994 1.369,-	Part no. Euro
<p>WAGO MB/TCP gateway For mounting on a top-hat rail. Data exchange with an external system based on the Modbus/TCP communication standard. Connections:</p> <ul style="list-style-type: none"> ■ Modbus/TCP terminals for connection to the on-site Modbus system ■ 230 V~ power supply via plug-in power supply unit ■ CAN bus terminals for connecting the cable to the heat generator <p>Standard delivery:</p> <ul style="list-style-type: none"> ■ WAGO MB/TCP gateway for mounting on a top-hat rail ■ Power supply unit for mounting on a top-hat rail 		Z019286 1.636,-	Part no. Euro
<p>WAGO MB/RTU gateway For mounting on a top-hat rail. Data exchange with an external system based on the Modbus/RTU communication standard. Connections:</p> <ul style="list-style-type: none"> ■ Modbus/RTU terminals for connection to the on-site Modbus system ■ 230 V~ power supply via plug-in power supply unit ■ CAN bus terminals for connecting the cable to the heat generator <p>Standard delivery:</p> <ul style="list-style-type: none"> ■ WAGO MB/RTU gateway for mounting on a top-hat rail ■ Power supply unit for mounting on a top-hat rail 		Z019287 1.636,-	Part no. Euro
<p>Wall mounted enclosure for WAGO gateway Enclosure for mounting the WAGO gateway on the wall</p> <ul style="list-style-type: none"> ■ Enclosure for wall mounting ■ DIN top-hat rail prefitted 		ZK04917 91,-	Part no. Euro
<p>CAN bus cable Cable to connect the WAGO gateway to the heat generator.</p> <ul style="list-style-type: none"> ■ Length 7 metres ■ Plug pre-wired 		ZK04974 21,-	Part no. Euro

4.8

Notes!

- For further information on appliances supported by the WAGO gateway, see Register 11.5 and www.automation-gateway.info
- The connection to the on-site external control system and the configuration of the WAGO gateway must be carried out by a qualified contractor.

► For information on ViGuide for commissioning, diagnostics and service, see www.viguide.info.

5836645

4.8

VITODENS 222-F

Gas condensing storage combi boiler
with DHW cylinder with internal indirect coil
1.9 to 32.0 kW

10 year guarantee

on stainless steel heat exchangers for
oil/gas condensing boilers up to 150 kW



4.9

 H₂ READY · 20%

Vitodens 222-F

Floorstanding gas condensing boiler as a storage combi boiler

With modulating MatriX-Plus burner, for open flue or room sealed operation.

Type B2TF

With integral **loading cylinder** with 100 litre capacity.

Type B2SF

With integral **DHW cylinder with internal indirect coil**, with 130 litre capacity. For areas with hard drinking water (> 20 °dH/> 3.6 mol/m³)

**Permissible operating pressure: heating water 3 bar (0.3 MPa),
DHW 10 bar (1 MPa)**

Colour: Vitopearlwhite

Product ID: CE0085CT0017

- Seasonal central heating energy efficiency η_{s} up to 94 % (label A)
- Low cycling frequency, even with low heat demand, due to optimised pauses and a wide modulation range down to 1:17
- Durable and efficient thanks to stainless steel Inox-Radial heat exchanger.
- MatriX-Plus burner with Lambda Pro Plus combustion controller for permanently high efficiency and clean combustion
- Power saving, high efficiency circulation pump
- 7-inch colour touchscreen with plain text and graphic display, commissioning assistant, energy consumption indicators and the option of operation from a mobile device
- Web-enabled through integral WiFi interface for operation and service via Viessmann app
- Individual room control via ViCare app for up to 20 rooms in combination with ViCare Smart Climate accessory

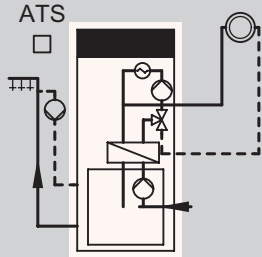
VISSMANN

4.9 – 1

VITODENS 222-F

Gas condensing storage combi boiler with **loading cylinder**
 For open flue or room sealed operation
 Heating circuit **without** mixer

Heating system



- 1 heating circuit without mixer

Control unit



ViCare



VitoGuide

For constant temperature or weather-compensated mode

- With 7-inch colour touchscreen
- Internet and local service connection via integral WiFi interface
- With connection option for a DHW circulation pump

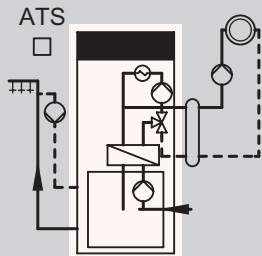
A room temperature controller is required for room temperature-dependent mode; see Accessories.

An outside temperature sensor is required for weather-compensated mode:

Outside temperature sensor
 Part no. ZK04306 Euro 67,- MG W



4.9



- 1 heating circuit without mixer with low loss header and external heating circuit pump

For weather-compensated mode

- With 7-inch colour touchscreen
- Internet and local service connection via integral WiFi interface
- With connection option for a DHW circulation pump

An extension is required for a separate heating circuit without mixer with low loss header (separate heating circuit pump):

EM-P1 extension
 Part no. Z017411 Euro 210,- MG W

Immersion temperature sensor (for low loss header)
 Part no. ZK04032 Euro 106,- MG W

An outside temperature sensor is required for weather-compensated mode:

Outside temperature sensor
 Part no. ZK04306 Euro 67,- MG W



Note!

The boilers are preset for natural gas. Conversion within gas groups E/LL is not required. The conversion to LPG is made at the programming unit (a conversion kit is therefore not required).

An EM-EA1 extension (part no. Z017412) is required for connecting an external solenoid valve and for external extractor interlock.

Standard delivery/equipment level

- Condensing boiler and loading cylinder (100 litres) with thermal insulation
- Modulating, fan-assisted premix burner with Lambda Pro Plus
- Control unit with integral WiFi interface
- Expansion vessel (18 litres)
- Refilling device with pipe separator
- Fully plumbed and wired
- Boiler flue connection



Note!

A connection set or assembly kit **must** be added to the order to install the appliances; see Accessories.

► For the flue system, see the Flue systems price sheet.

VITODENS 222-F

Gas condensing storage combi boiler with **loading cylinder**
For open flue or room sealed operation
Heating circuit **without** mixer

Control unit display	Fuel	Rated heating output range (kW) for room heating and heating water temperatures of 50/30 °C or 80/60 °C			MG WJ
		1.9 - 19.0 1.7 - 17.5	1.9 - 25.0 1.7 - 23.0	1.9 - 32.0 1.7 - 29.3	
7-inch colour touchscreen	Natural gas E (H) Natural gas LL LPG P	Z019415 4.286,- A A	Z019416 4.411,- A A	Z019417 4.527,- A A	Part no. Euro 
7-inch colour touchscreen	Natural gas E (H) Natural gas LL LPG P	Z019415 4.286,- A A	Z019416 4.411,- A A	Z019417 4.527,- A A	Part no. Euro 

4.9

Specification					
Length		595	595	595	mm
Width		600	600	600	mm
Height		1400	1400	1400	mm
Weight		112	112	112	kg
Cylinder capacity		100	100	100	l
Draw-off rate		20.3	23.8	25.9	l/min
Flue gas connection		60	60	60	Ø mm
Ventilation air connection		100	100	100	Ø mm
DHW output		22.0	28.6	33.9	kW

The appliances are tested and approved for natural gas and LPG to EN 15502.

Note on draw-off rate!
Details at ΔT 30 K.

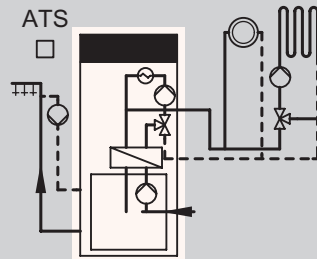
Note on LPG!
Different rated heating output when operating with LPG; see technical guides.

5836647

VITODENS 222-F

Gas condensing storage combi boiler with **loading cylinder**
 For open flue or room sealed operation
 Heating circuit **with** mixer

Heating system



- 1 heating circuit without mixer
- 1 heating circuit with mixer

Control unit



ViCare VitoGuide

For weather-compensated mode

- With 7-inch colour touchscreen
- Internet and local service connection via integral WiFi interface
- With connection option for a DHW circulation pump

An extension kit is required for every heating circuit with mixer:

EM-MX mixer extension kit (mixer mounting)
 Part no. Z017409 Euro 572,- MG W

EM-M1 mixer extension kit (wall mounting)
 Part no. Z025981 Euro 373,- MG W

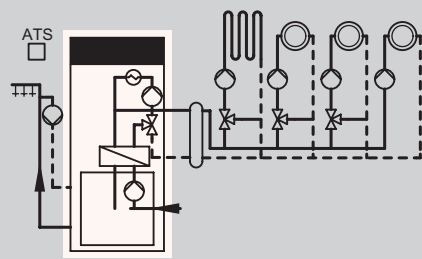
For assembly kit with mixer, see Accessories

An outside temperature sensor is required for weather-compensated mode:

Outside temperature sensor
 Part no. ZK04306 Euro 67,- MG W



4.9



- 1 heating circuit without mixer and external heating circuit pump
- 1, 2 or 3 heating circuits with mixer
- With low loss header

For weather-compensated mode

- With 7-inch colour touchscreen
- Internet and local service connection via integral WiFi interface
- With connection option for an external heating circuit pump

An extension kit is required for every heating circuit with mixer:

EM-MX mixer extension kit (mixer mounting)
 Part no. Z017409 Euro 572,- MG W

EM-M1 mixer extension kit (wall mounting)
 Part no. Z025981 Euro 373,- MG W

For assembly kit with mixer, see Accessories

Immersion temperature sensor (for low loss header)

Part no. ZK04032 Euro 106,- MG W

The EM-P1 extension is required to connect the DHW circulation pump:

EM-P1 extension
 Part no. Z017411 Euro 210,- MG W

An outside temperature sensor is required for weather-compensated mode:

Outside temperature sensor
 Part no. ZK04306 Euro 67,- MG W



Note!

The boilers are preset for natural gas. Conversion within gas groups E/LL is not required. The conversion to LPG is made at the programming unit (a conversion kit is therefore not required).

An EM-EA1 extension (part no. Z017412) is required for connecting an external solenoid valve and for external extractor interlock.

Standard delivery/equipment level

- Condensing boiler and loading cylinder (100 litres) with thermal insulation
- Modulating, fan-assisted premix burner with Lambda Pro Plus
- Control unit with integral WiFi interface
- Expansion vessel (18 litres)
- Refilling device with pipe separator
- Fully plumbed and wired
- Boiler flue connection





Note!

A connection set or assembly kit **must** be added to the order to install the appliances; see Accessories.

► For the flue system, see the Flue systems price sheet.

VITODENS 222-F

Gas condensing storage combi boiler with **loading cylinder**
For open flue or room sealed operation
Heating circuit **with mixer**

Control unit display	Fuel	Rated heating output range (kW) for room heating and heating water temperatures of 50/30 °C or 80/60 °C			MG WJ
		1.9 - 19.0 1.7 - 17.5	1.9 - 25.0 1.7 - 23.0	1.9 - 32.0 1.7 - 29.3	
7-inch colour touchscreen	Natural gas E (H) Natural gas LL LPG P	Z019415 4.286,- A A	Z019416 4.411,- A A	Z019417 4.527,- A A	Part no. Euro  
7-inch colour touchscreen	Natural gas E (H) Natural gas LL LPG P	Z019415 4.286,- A A	Z019416 4.411,- A A	Z019417 4.527,- A A	Part no. Euro  
Specification					
Length		595	595	595	mm
Width		600	600	600	mm
Height		1400	1400	1400	mm
Weight		112	112	112	kg
Cylinder capacity		100	100	100	l
Draw-off rate		20.3	23.8	25.9	l/min
Flue gas connection		60	60	60	Ø mm
Ventilation air connection		100	100	100	Ø mm
DHW output		22.0	28.6	33.9	kW

4.9

The appliances are tested and approved for natural gas and LPG to EN 15502.

Note on draw-off rate!

Details at ΔT 30 K.

Note on LPG!

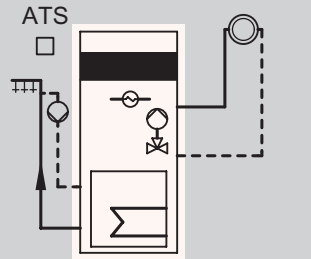
Different rated heating output when operating with LPG; see technical guides.

5836647

VITODENS 222-F

Gas condensing storage combi boiler with DHW cylinder with internal indirect coil
For open flue or room sealed operation
Heating circuit **without** mixer

Heating system



- 1 heating circuit without mixer

Control unit



ViCare



VitoGuide

For constant temperature or weather-compensated mode

- With 7-inch colour touchscreen
- Internet and local service connection via integral WiFi interface
- With connection option for a DHW circulation pump

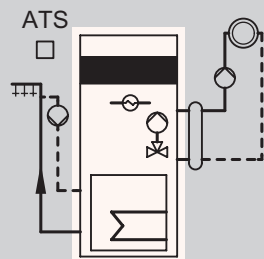
A room temperature controller is required for room temperature-dependent mode; see Accessories.

An outside temperature sensor is required for weather-compensated mode:

Outside temperature sensor
Part no. ZK04306 Euro 67,- MG W



4.9



- 1 heating circuit without mixer with low loss header and external heating circuit pump

For weather-compensated mode

- With 7-inch colour touchscreen
- Internet and local service connection via integral WiFi interface
- With connection option for a DHW circulation pump

An extension is required for a separate heating circuit without mixer with low loss header (separate heating circuit pump):

EM-P1 extension
Part no. Z017411 Euro 210,- MG W

Immersion temperature sensor (for low loss header)
Part no. ZK04032 Euro 106,- MG W

An outside temperature sensor is required for weather-compensated mode:

Outside temperature sensor
Part no. ZK04306 Euro 67,- MG W



Note!

The boilers are preset for natural gas. Conversion within gas groups E/LL is not required. The conversion to LPG is made at the programming unit (a conversion kit is therefore not required).

An EM-EA1 extension (part no. Z017412) is required for connecting an external solenoid valve and for external extractor interlock.

Standard delivery/equipment level

- Condensing boiler with DHW cylinder with internal indirect coil (130 litres) and thermal insulation
- Modulating, fan-assisted premix burner with Lambda Pro Plus
- Control unit with integral WiFi interface
- Expansion vessel (18 litres)
- Refilling device with pipe separator
- Fully plumbed and wired
- Boiler flue connection





















Note!

A connection set or assembly kit **must** be added to the order to install the appliances; see Accessories.

► For the flue system, see the Flue systems price sheet.

VITODENS 222-F

Gas condensing storage combi boiler with DHW cylinder with internal indirect coil
For open flue or room sealed operation
Heating circuit **without** mixer

Control unit display	Fuel	Rated heating output range (kW) for room heating and heating water temperatures of 50/30 °C or 80/60 °C				MG WJ
		1.9 - 11.0 1.7 - 10.1	1.9 - 19.0 1.7 - 17.5	1.9 - 25.0 1.7 - 23.0	1.9 - 32.0 1.7 - 29.3	
7-inch colour touchscreen	Natural gas E (H)	Z019422	Z019423	Z019424	Z019425	Part no. Euro  
	Natural gas LL LPG P	4.158,-  	4.286,-  	4.411,-  	4.527,-  	
7-inch colour touchscreen	Natural gas E (H)	Z019422	Z019423	Z019424	Z019425	Part no. Euro  
	Natural gas LL LPG P	4.158,-  	4.286,-  	4.411,-  	4.527,-  	
Specification						
Length		595	595	595	595	mm
Width		600	600	600	600	mm
Height		1600	1600	1600	1600	mm
Weight		132	132	132	132	kg
Cylinder capacity		130	130	130	130	l
Draw-off rate		20.7	21.6	20.6	21.8	l/min
Flue gas connection		60	60	60	60	Ø mm
Ventilation air connection		100	100	100	100	Ø mm
DHW output		17.6	22.0	28.6	33.9	kW

4.9

The appliances are tested and approved for natural gas and LPG to EN 15502.

Note on draw-off rate!
Details at ΔT 30 K.

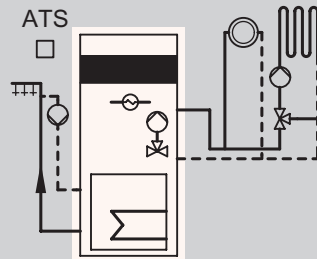
Note on LPG!
Different rated heating output when operating with LPG; see technical guides.

5836647

VITODENS 222-F

Gas condensing storage combi boiler with DHW cylinder with internal indirect coil
For open flue or room sealed operation
Heating circuit **with** mixer

Heating system



- 1 heating circuit without mixer
- 1 heating circuit with mixer

Control unit



ViCare

VitoGuide

For weather-compensated mode

- With 7-inch colour touchscreen
- Internet and local service connection via integral WiFi interface
- With connection option for a DHW circulation pump



An extension kit is required for every heating circuit with mixer:

EM-MX mixer extension kit (mixer mounting)

Part no. Z017409 Euro 572,- MG W

EM-M1 mixer extension kit (wall mounting)

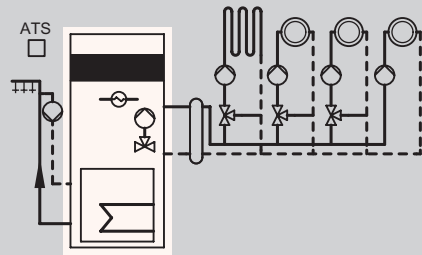
Part no. Z025981 Euro 373,- MG W

For assembly kit with mixer, see Accessories

An outside temperature sensor is required for weather-compensated mode:

Outside temperature sensor
Part no. ZK04306 Euro 67,- MG W

4.9



- 1 heating circuit without mixer and external heating circuit pump
- 1, 2 or 3 heating circuits with mixer
- With low loss header

For weather-compensated mode

- With 7-inch colour touchscreen
- Internet and local service connection via integral WiFi interface
- With connection option for an external heating circuit and DHW circulation pump



An extension kit is required for every heating circuit with mixer:

EM-MX mixer extension kit (mixer mounting)

Part no. Z017409 Euro 572,- MG W

EM-M1 mixer extension kit (wall mounting)

Part no. Z025981 Euro 373,- MG W

For assembly kit with mixer, see Accessories

Immersion temperature sensor (for low loss header)

Part no. ZK04032 Euro 106,- MG W

The EM-P1 extension is required to connect the DHW circulation pump:

EM-P1 extension

Part no. Z017411 Euro 210,- MG W

An outside temperature sensor is required for weather-compensated mode:

Outside temperature sensor
Part no. ZK04306 Euro 67,- MG W

Note!

The boilers are preset for natural gas. Conversion within gas groups E/LL is not required. The conversion to LPG is made at the programming unit (a conversion kit is therefore not required).

An EM-EA1 extension (part no. Z017412) is required for connecting an external solenoid valve and for external extractor interlock.

Standard delivery/equipment level

- Condensing boiler with DHW cylinder with internal indirect coil (130 litres) and thermal insulation
- Modulating, fan-assisted premix burner with Lambda Pro Plus
- Control unit with integral WiFi interface
- Expansion vessel (18 litres)
- Refilling device with pipe separator
- Fully plumbed and wired
- Boiler flue connection





















Note!

A connection set or assembly kit **must** be added to the order to install the appliances; see Accessories.

► For the flue system, see the Flue systems price sheet.

VITODENS 222-F

Gas condensing storage combi boiler with DHW cylinder with internal indirect coil
For open flue or room sealed operation
Heating circuit **with mixer**

Control unit display	Fuel	Rated heating output range (kW) for room heating and heating water temperatures of 50/30 °C or 80/60 °C				MG WJ
		1.9 - 11.0 1.7 - 10.1	1.9 - 19.0 1.7 - 17.5	1.9 - 25.0 1.7 - 23.0	1.9 - 32.0 1.7 - 29.3	
7-inch colour touchscreen	Natural gas E (H)	Z019422	Z019423	Z019424	Z019425	Part no. Euro  
	Natural gas LL LPG P	4.158,-  	4.286,-  	4.411,-  	4.527,-  	
7-inch colour touchscreen	Natural gas E (H)	Z019422	Z019423	Z019424	Z019425	Part no. Euro  
	Natural gas LL LPG P	4.158,-  	4.286,-  	4.411,-  	4.527,-  	

4.9

Specification						
Length		595	595	595	595	mm
Width		600	600	600	600	mm
Height		1600	1600	1600	1600	mm
Weight		132	132	132	132	kg
Cylinder capacity		130	130	130	130	l
Draw-off rate		20.7	21.6	20.6	21.8	l/min
Flue gas connection		60	60	60	60	Ø mm
Ventilation air connection		100	100	100	100	Ø mm
DHW output		17.6	22.0	28.6	33.9	kW

The appliances are tested and approved for natural gas and LPG to EN 15502.

Note on draw-off rate!

Details at ΔT 30 K.

Note on LPG!

Different rated heating output when operating with LPG; see technical guides.

5836647

VITODENS 222-F

Digital services

Mobile applications and individual room control

Communication technology

ViCare app – mobile applications for system users

Mobile operation of the heating system for heating and DHW. Assistance functions and fault display with option for direct connection to a contractor for service requests.



► For more information on system requirements and ViCare app registration and usage, see www.vicare.info

Tools for service, maintenance and commissioning

ViGuide – mobile applications for trade partners




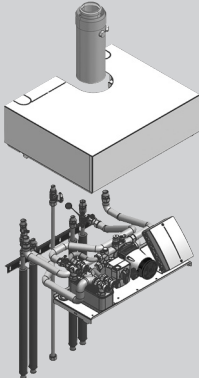
Service and maintenance with ViGuide for optimising workflows in the Viessmann trade partner's business. Ensures customer-friendly online service for the system user, provided they have enabled service via the ViCare app. Straightforward and efficient commissioning of heat generators with integral communication module and battery storage systems, performed by heating contractors using ViGuide.



In addition to the free version, ViGuide Plus and ViGuide Pro are also available as paid-for versions with additional analysis, remote maintenance and optimisation functions.

► For more information on system requirements and ViGuide registration and usage, see www.viguide.info

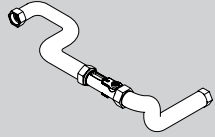

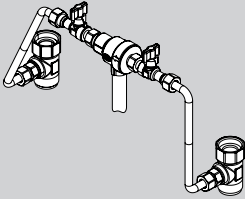
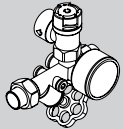
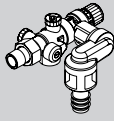
4.9

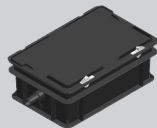
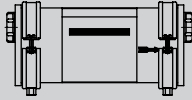



Accessories			
Hydraulic accessories			MG W
<p>Connection set for surface mounting; upward connection</p> <ul style="list-style-type: none"> ■ Connection pipes ■ Shut-off valves for heating water flow and return (R ¾) with BDF valve ■ 2 connection pieces for DHW (R ½) ■ Gas shut-off valve with thermally activated safety shut-off valve (R ½) 		<p>ZK04311 295,-</p> <p>Part no. Euro</p>	
<p>Connection set for surface mounting; connection to the left or right</p> <ul style="list-style-type: none"> ■ Connection pipes ■ Shut-off valves for heating water flow and return (R ¾) with BDF valve ■ 2 connection pieces for DHW (R ½) ■ Gas shut-off valve with thermally activated safety shut-off valve (R ½) 		<p>ZK04312 295,-</p> <p>Part no. Euro</p>	4.9
<p>Connection set for flush mounting</p> <ul style="list-style-type: none"> ■ Installation template ■ Connection pipes ■ Shut-off valves for heating water flow and return (R ¾) with BDF valve and air vent valve ■ 2 connection pieces for DHW (R ½) ■ Angle gas valve with thermally activated safety shut-off valve (R ¾) 		<p>ZK04313 386,-</p> <p>Part no. Euro</p>	
<p>Assembly kit with mixer for surface mounting</p> <p>Can only be used in conjunction with a weather-compensated control unit. Complete assembly for heat distribution via one heating circuit with mixer and one heating circuit without mixer.</p> <ul style="list-style-type: none"> ■ Plate heat exchanger for system separation of the heating circuit with mixer ■ Variable speed high efficiency circulation pump for the heating circuit with mixer ■ 3-way mixer with mixer motor ■ Mixer PCB, capable of communicating via PlusBus ■ Adjustable bypass ■ Flow temperature sensor ■ Connection set for surface mounting with connections pipes, shut-off valves for heating water flow and return (R ¾), 2 connection pieces for DHW (R ½) ■ Gas shut-off valve with thermally activated safety shut-off valve (R ½) ■ Balanced flue extension, boiler flue connection ■ Cover with same design as the boiler <p><i>Additional installed height 247 mm. Maximum transferable heating output of the heating circuit with mixer is 14 kW. For further information, see the Vitodens technical guide.</i></p> <p>Note! In combination with the assembly kit, the appliances have protection class IP X1.</p>		<p>ZK04324 2.276,-</p> <p>Part no. Euro</p>	

VITODENS 222-F

Accessories

4.9

Accessories			
Hydraulic accessories			MG W
Line regulating valve with flow indicator For hydronic balancing of the heating circuits. For installation in the assembly kit.		7452078 153,-	Part no. Euro
Connection set for DHW circulation pump For installation in the appliance. <ul style="list-style-type: none"> High efficiency circulation pump Flow regulating valve Pipe assembly with thermal insulation 		ZK04314 383,-	Part no. Euro
Filling device with pipe separator Can be combined with all connection sets and assembly kit with mixer <ul style="list-style-type: none"> For surface mounting 		7356492 98,-	Part no. Euro
Heating circuit			MG W
Contact temperature limiter As a maximum temperature limiter for underfloor heating systems in combination with the assembly kit or sub-mounting kit with mixer. With connecting lead (1.5 m long).		7425493 131,-	Part no. Euro
Accessories			MG W
Safety assembly to DIN 1988 (DN 15, R 3/4) <ul style="list-style-type: none"> Diaphragm safety valve 10 bar (1 MPa) Shut-off valve Non-return valve and test connector Pressure gauge 		7219722 251,-	Part no. Euro
Safety assembly to DIN 1988 (DN 15) <ul style="list-style-type: none"> Diaphragm safety valve 10 bar (1 MPa) Shut-off valve Non-return valve and test connector Pressure gauge connector For flush mounting.		7351842 111,-	Part no. Euro

Accessories			
Neutralising systems			MG W
Neutralising system with wall mounting bracket <ul style="list-style-type: none"> ■ For condensing boilers up to 35 kW ■ With neutralising granulate ■ With connection elbows for DN 20 hose connection 		ZK03652 292,- Part no. Euro	
Neutralising granulate (2.5 kg) Fits neutralising system part no. ZK03652			ZK03654 91,- Part no. Euro
Neutralising system with wall mounting bracket <ul style="list-style-type: none"> ■ For condensing boilers up to 35 kW ■ With neutralising granulate ■ With connection elbows for DN 20 hose connection 			7968318 270,- Part no. Euro
Neutralising granulate (2 x 1.3 kg) Can be used with neutralising system part no. 7968318.			7857853 68,- Part no. Euro MG E
Condensate removal pumps			MG W
Condensate removal pump SI1800 Automatic condensate removal pump with max. 5 mWC <ul style="list-style-type: none"> ■ Centrifugal pump 230 V/70 W ■ Condensate container 2 l ■ Pressure hose 5 m ■ Non-return valve ■ Alarm contact: changeover contact (floating) 250 V/4 A (ohmic load) 			ZK02486 254,- Part no. Euro
Low loss header			MG W
Low loss header, type Q70 <ul style="list-style-type: none"> ■ Heating water flow rate up to 3 m³/h ■ R 1 female connector ■ Rp ½ sleeves for air vent valve, drain and sensor well for temperature sensor ■ With air vent valve and sensor well ■ With EPP insulation to EnEV 		ZK03679 207,- Part no. Euro	
Wall mounting bracket for low loss header, type Q70 With fixing materials			ZK03682 54,- Part no. Euro









4.9

5836647

VITODENS 222-F

Accessories




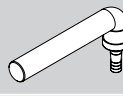


4.9

Accessories					
Heating circuit					
Connection to heating circuit (nominal diameter)		DN 20 - 3/4"	DN 25 - 1"	DN 32 - 1 1/4"	MG WN
Divicon heating circuit distributor with mixer (fully fitted) <ul style="list-style-type: none"> Variable speed high efficiency circulation pump, fully wired Check valve 2 ball valves with thermometers Thermal insulation Mixer extension kit (PlusBus subscriber) including connecting cable (3.5 m long) 					
Fully fitted Divicon heating circuit distributor <ul style="list-style-type: none"> With mixer-3 and mixer extension kit With mixer PCB and mixer motor With high efficiency circulation pump Wilo Para 25/6 		Z024683 1.312,-	Z024684 1.313,-	-	Part no. Euro
Fully fitted Divicon heating circuit distributor <ul style="list-style-type: none"> With mixer-3 and mixer extension kit With mixer PCB and mixer motor With high efficiency circulation pump Wilo Para 25/8 		-		Z024685 1.366,-	Part no. Euro
Divicon heating circuit distributor without mixer (fully fitted) <ul style="list-style-type: none"> Variable speed high efficiency circulation pump, fully wired Check valve 2 ball valves with thermometers Thermal insulation 					
Fully fitted Divicon heating circuit distributor Without mixer with high efficiency circulation pump Wilo Para 25/6		Z024686 802,-	Z024687 832,-	-	Part no. Euro
Fully fitted Divicon heating circuit distributor Without mixer with high efficiency circulation pump Wilo Para 25/8		-		Z024688 866,-	Part no. Euro
Divicon accessories					
Connection to heating circuit (nominal diameter)		DN 20 - 3/4"	DN 25 - 1"	DN 32 - 1 1/4"	MG W
Cable set (with plugs  and ) To replace the connecting cable supplied in the standard delivery for linking the mixer PCBs, in the case of 2 or 3 heating circuits with mixer.		ZK04322 16,-			Part no. Euro
Wall mounting bracket for individual Divicons (connection between heat generator and Divicon on site)		7465894 60,-			Part no. Euro
Bypass valve For hydronic balancing of the heating circuit. 		7464889 21,-			Part no. Euro
Manifold for 2 Divicons <ul style="list-style-type: none"> Incl. thermal insulation Wall mounted (with wall mounting bracket to be ordered separately) 		7460638 337,-	7466337 382,-		Part no. Euro
Manifold for 3 Divicons <ul style="list-style-type: none"> Incl. thermal insulation Wall mounted (with wall mounting bracket to be ordered separately) 		7460643 464,-	7466340 529,-		Part no. Euro
Wall mounting bracket for manifold (connection between heat generator and manifold on site) 		7465439 60,-			Part no. Euro

5836647
5896617

VITODENS 222-F

Accessories





Accessories				
Divicon accessories				
Connection to heating circuit (nominal diameter)	DN 20 - 3/4"	DN 25 - 1"	DN 32 - 1 1/4"	MG W
Low loss header for Divicon Flow rate up to 4.5 m³/h. Connection to the manifold. ■ With thermal insulation (black) ■ With integral sensor well 	7460649 343,-	-	-	Part no. Euro
Low loss header for Divicon Flow rate up to 7.5 m³/h. Connection to the manifold. ■ With thermal insulation (black) ■ With integral sensor well 	-	7460648 428,-	-	Part no. Euro
Note!				
■ When sizing the Divicon heating circuit distributor, observe the technical guides.				
Balanced flue system				MG W
Water spray protection To ensure adherence to the required protection class. Must be added to the order for open flue operation. 		7590109 10,20		Part no. Euro
Miscellaneous				
Connection bend (DN 40) For direct connection of the appliance-side condensate pipe to the drain pipe (DN 40) 		7461025 8,70		Part no. Euro MG WZ
Boiler plinth For siting the appliance on unfinished floors. Height-adjustable, for screed heights of 10 to 18 cm. 		7352259 153,-		Part no. Euro MG W
Transport aid for storage combi boilers 		7425341 51,-		Part no. Euro MG N
Tool kit For maintenance and service. Can be used for all Viessmann Vitodens, Vitopend, Vitovalor and Vitocaldens. Case with all tools required for maintenance and service: Screwdrivers, extension and inserts.		ZK04569 88,-		Part no. Euro MG N
Plate heat exchanger flushing system		7373005 111,-		Part no. Euro MG N

4.9

VITODENS 222-F

Control unit accessories

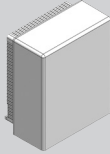




4.9

Accessories			
Control unit for room temperature-dependent mode			MG W
<p>Vitotrol 100 (type UTDB)</p> <ul style="list-style-type: none"> Room temperature controller With switching output (2-point output) With menu-guided operation With digital time switch With individual day and seven-day program With 3 preset time programs, individually adjustable Independent of mains power supply (3 V battery operation) 		Z007691 162,-	Part no. Euro
<p>Vitotrol 100 (type UTDB-RF)</p> <ul style="list-style-type: none"> Room temperature controller with integral wireless transmitter and separate receiver with switching output (2-point output) With menu-guided operation With digital time switch With individual day and seven-day program With 3 preset time programs, individually adjustable Room temperature controller with 3 V battery operation, receiver with 230 V mains voltage 		Z007692 299,-	Part no. Euro
Remote control units			MG W
<p>Vitotrol 200-E</p> <p>Hardwired remote control unit (PlusBus subscriber). With backlit graphic display with plain text. For setting the following functions for one, two, three or up to 4 heating circuits:</p> <ul style="list-style-type: none"> Hardwired communication with the heat generator Time programs for heating circuits and DHW cylinders Comfort functions, e.g. holiday program/holiday at home program Specification of the set DHW temperature and up to 3 set values for the room temperature With integral room temperature sensor for room temperature hook-up (only for one heating circuit with mixer) The display shows the outside temperature, room temperature and operating conditions. <p>If the Vitotrol 200-E is to be used for room temperature hook-up, site the device in a main living room (lead room). Room temperature sensor, part no. 7438537, must be added to the order if the Vitotrol 200-E cannot be sited in a suitable location to capture the room temperature.</p> <p><i>Max. 2 Vitotrol 200-E per heat generator (mixed mode with a Vitotrol 300-E is not possible).</i></p>		Z017415 288,-	Part no. Euro
<p>Vitotrol 300-E</p> <p>Multi-system wireless remote control for supporting various heat generators (e.g. Vitodens, Vitocal and Vitovalor) or mechanical ventilation systems (Vitoair).</p> <ul style="list-style-type: none"> Wireless communication with the heat generator via low power radio Backlit graphic display Depending on the connected system: display of room temperature, room humidity, CO₂ level, energy cockpit and support for heating, cooling and ventilation modes Room views in combination with individual room control Setting of various operating modes or time programs Comfort functions such as holiday program Intuitive colour-coded user navigation (Lightguide) <p><i>If the Vitotrol 300-E is to have a flush mounted power supply, a power supply unit for flush mounting must be added to the order.</i> <i>Mixed operation with a Vitotrol 200-E is not possible.</i> <i>For a precise summary of compatibility see www.vitotrol.info</i></p>		Z7959522 419,-	Part no. Euro

5836647
5896617

VITODENS 222-F

Control unit accessories





Accessories			
Remote control units			MG Y
<p>Power supply unit for flush mounting As an alternative to the plug-in power supply unit provided, the Vitotrol 300-E can also be supplied with power via the power supply unit for flush mounting. The power supply unit for flush mounting fits in a commercially available flush box.</p> <ul style="list-style-type: none"> ■ Power supply unit with 12 V/500 mA power output ■ As per EUP Directive 2005/32/EC ■ Input and output via screw terminals ■ Dimensions 54 x 26 mm 	ZK03842 69,-	Part no. Euro	
Sensors			MG W
<p>Outside temperature sensor For fixing to the external wall</p> <ul style="list-style-type: none"> ■ Colour: white ■ NTC 10 kOhm 		ZK04306 67,-	Part no. Euro
<p>Room temperature sensor (NTC 10 kOhm) In an enclosure for wall mounting <i>To supplement the Vitotrol 200-E</i> <i>If the Vitotrol 200-E cannot be sited in a suitable location to capture the room temperature.</i></p>		7438537 87,-	Part no. Euro
<p>Immersion temperature sensor (for low loss header) To capture the low loss header temperature.</p> <ul style="list-style-type: none"> ■ With connecting lead and plug. 		ZK04032 106,-	Part no. Euro
Heating circuit control unit extension			MG W
<p>Contact thermostat Temperature limiter to restrict the maximum temperature of underfloor heating systems</p> <ul style="list-style-type: none"> ■ With connecting lead (1.5 m long) <p><i>Only in conjunction with a directly connected heating circuit without mixer.</i></p>		ZK04647 131,-	Part no. Euro
<p>Immersion thermostat Temperature limiter to restrict the maximum temperature of underfloor heating systems</p> <ul style="list-style-type: none"> ■ With connecting lead (4.2 m long) and plug ■ With stainless steel sensor well R ½ x 200 mm <p><i>In conjunction with heating circuits with separate heating circuit pump and mixer extension kit.</i></p>		7151728 214,-	Part no. Euro
<p>Contact thermostat Temperature limiter to restrict the maximum temperature of underfloor heating systems</p> <ul style="list-style-type: none"> ■ With connecting lead (4.2 m long) and plug <p><i>In conjunction with heating circuits with separate heating circuit pump and mixer extension kit.</i></p>		7151729 164,-	Part no. Euro

4.9

VITODENS 222-F



Control unit accessories

4.9

Accessories			
Heating circuit control unit extension			MG W
<p>EM-MX mixer extension kit (mixer mounting) (PlusBus subscriber) For one heating circuit with mixer, fully wired.</p> <ul style="list-style-type: none"> ■ Mixer PCB with mixer motor for Viessmann mixers DN 20 to 50, R ½ to 1¼ (not for flanged mixers) ■ Flow temperature sensor as contact temperature sensor (NTC 10 kOhm) with connecting lead (2.0 m long) and plug ■ Plug for heating circuit pump ■ Power cable and PlusBus cable with plug ■ With immersion temperature sensor connection for low loss header (immersion temperature sensor must be ordered separately) <p><i>Not if using the assembly kit with mixer.</i></p>		Z017409 572,-	Part no. Euro
<p>EM-M1 mixer extension kit (wall mounting) (PlusBus subscriber) For one heating circuit with mixer, fully wired.</p> <ul style="list-style-type: none"> ■ Mixer PCB for mixer motor to be ordered separately ■ Flow temperature sensor as contact temperature sensor (NTC 10 kOhm) with connecting lead (5.8 m long) and plug ■ Plug for heating circuit pump and mixer motor ■ Power cable and PlusBus cable with plug ■ With immersion temperature sensor connection for low loss header (immersion temperature sensor must be ordered separately) <p><i>Not if using the assembly kit with mixer.</i></p>		Z025981 373,-	Part no. Euro
<p>EM-MX mixer extension kit (for Divicon) (PlusBus subscriber) For one heating circuit with mixer, fully wired.</p> <ul style="list-style-type: none"> ■ Mixer PCB including mixer motor for Divicon ■ Flow temperature sensor as immersion temperature sensor (NTC 10 kOhm) for installation in the Divicon, with connecting lead (0.9 m) with plug ■ Plug for heating circuit pump ■ Power cable and PlusBus cable with plug ■ With immersion temperature sensor connection for low loss header (immersion temperature sensor must be ordered separately) 		Z017414 538,-	Part no. Euro
Function extensions			MG W
<p>EM-P1 extension (PlusBus subscriber) Function extension inside enclosure for wall mounting.</p> <ul style="list-style-type: none"> ■ Connection for heating circuit pump for the heating circuit without mixer ■ Connection for DHW circulation pump ■ Immersion temperature sensor connection for low loss header (immersion temperature sensor must be ordered separately) <p><i>Required for e.g. a single heating circuit without mixer with low loss header (separate heating circuit pump).</i></p>		Z017411 210,-	Part no. Euro

VITODENS 222-F

Control unit accessories





Accessories			
Function extensions			MG W
<p>EM-EA1 extension (PlusBus subscriber)</p> <p>Function extension inside enclosure for wall mounting. Using the inputs and outputs allows one of the following functions to be achieved. A maximum of 3 EM-EA1 extensions can be connected to a heat generator.</p> <ul style="list-style-type: none"> ■ External functions: <ul style="list-style-type: none"> - External set flow temperature 0-10 V - Operating mode changeover - External demand - External blocking ■ Fault message input and fault message output <ul style="list-style-type: none"> - Fault message input 230 V (without system blocking) - Fault message input 230 V and system blocking - Fault message input 24 V and system blocking - Connect message facility only ■ LPG valve (external) ■ Extractor hood (external extractor interlock) <p><i>Required for connection of fault messages, e.g. from the condensate removal pump.</i></p>		<p>Z017412 311,-</p> <p>Part no. Euro</p>	
Function extension for modernisation			MG W
<p>Replacement set for KM-BUS extension kit with mixer and AM1 function extension (PlusBus subscriber)</p> <p>For the replacement of existing KM-BUS extension modules from 1998 onwards. Comprising:</p> <ul style="list-style-type: none"> ■ ADIO electronics module ■ Plug set ■ 230 V power cable for extension kit with mixer for mixer mounting (1998-2009) 		<p>ZK06006 176,-</p> <p>Part no. Euro</p>	

4.9

VITODENS 222-F

Control unit accessories

4.9

Accessories			
Communication technology			MG YE
<p>WAGO KNX/TP gateway For mounting on a top-hat rail. Data exchange with an external system based on the KNX/TP communication standard. Connections:</p> <ul style="list-style-type: none"> ■ KNX/TP-1 terminals for connection to the on-site KNX system ■ 230 V~ power supply via plug-in power supply unit ■ CAN bus terminals for connecting the cable to the heat generator <p>Standard delivery:</p> <ul style="list-style-type: none"> ■ WAGO KNX/TP gateway for mounting on a top-hat rail ■ Power supply unit for mounting on a top-hat rail 		Z024994 1.369,-	Part no. Euro
<p>WAGO MB/TCP gateway For mounting on a top-hat rail. Data exchange with an external system based on the Modbus/TCP communication standard. Connections:</p> <ul style="list-style-type: none"> ■ Modbus/TCP terminals for connection to the on-site Modbus system ■ 230 V~ power supply via plug-in power supply unit ■ CAN bus terminals for connecting the cable to the heat generator <p>Standard delivery:</p> <ul style="list-style-type: none"> ■ WAGO MB/TCP gateway for mounting on a top-hat rail ■ Plug-in power supply unit for mounting on a top-hat rail 		Z019286 1.636,-	Part no. Euro
<p>WAGO MB/RTU gateway For mounting on a top-hat rail. Data exchange with an external system based on the Modbus/RTU communication standard. Connections:</p> <ul style="list-style-type: none"> ■ Modbus/RTU terminals for connection to the on-site Modbus system ■ 230 V~ power supply via plug-in power supply unit ■ CAN bus terminals for connecting the cable to the heat generator <p>Standard delivery:</p> <ul style="list-style-type: none"> ■ WAGO MB/RTU gateway for mounting on a top-hat rail ■ Plug-in power supply unit for mounting on a top-hat rail 		Z019287 1.636,-	Part no. Euro
<p>Wall mounted enclosure for WAGO gateway Enclosure for mounting the WAGO gateway on the wall</p> <ul style="list-style-type: none"> ■ Enclosure for wall mounting ■ DIN top-hat rail prefitted. 		ZK04917 91,-	Part no. Euro
<p>CAN bus cable Cable to connect the WAGO gateway to the heat generator.</p> <ul style="list-style-type: none"> ■ Length 7 metres ■ Plug pre-wired. 		ZK04974 21,-	Part no. Euro

Notes!

- For further information on appliances supported by the WAGO gateway, see Register 11.5 and www.automation-gateway.info
- The connection to the on-site external control system and the configuration of the WAGO gateway must be carried out by a qualified contractor.

► For information on ViGuide for commissioning, diagnostics and service, see www.viguide.info.

Flue systems, room sealed

Made from plastic (PPs)
With rigid flue pipe



Balanced flue system
For room sealed operation (type C_{93x} according to CEN/TR 1749)
CE approval to EN 14471

MG WZ

For routing through longitudinally ventilated shafts or ducts that meet one of the following requirements:

- Domestic chimneys to DIN 18160-1.
- Fire rating of 90 minutes (F90/L90).
- Fire rating of 30 minutes (F30/L30) in low buildings.

System size	60/100	80/125	110/150	Ø mm	
<p>① Boiler flue connection (Part of the standard boiler delivery)</p> <p>Balanced flue adaptor For reducing the cross-section from 80/125 mm to 60/100 mm</p> <p>Balanced flue adaptor For expanding the cross-section from 60/100 mm to 80/125 mm</p> <p>Balanced flue adaptor For expanding the cross-section from 80/125 mm to 110/150 mm</p> <p>② Standard shaft pack (PPs, rigid) ■ Support bend. ■ Support rail. ■ Shaft cover (PPs). ■ Spacers (5 pce).</p> <p>or</p> <p>Standard shaft pack (metal/PPs, rigid) For twin flue chimneys (one flue for solid fuel boilers). ■ Support bend. ■ Support rail. ■ Shaft cover (metal). ■ Terminal pipe (stainless steel). ■ Spacers (5 pce).</p> <p>③ ④ ⑤ ⑥ ⑦ ⑧ ⑨</p> <p>A Ventilation air B Flue gas C Inspection port D Connection piece</p>		-			
		7373239 82,-	-		Part no. Euro
		7373240 65,-	-		Part no. Euro
		-	7373247 72,-		Part no. Euro
	7373211 119,-	7194305 128,-	7247534 174,-	Part no. Euro	
	7502679 174,-	7502680 199,-	7502681 251,-	Part no. Euro	

4.10

5472981 8/2023

Flue systems, room sealed

Made from plastic (PPs)

With rigid flue pipe

Balanced flue system

For room sealed operation (type C_{93x} according to CEN/TR 1749)
CE approval to EN 14471

MG WZ

	Spacers (3 pce)	7176729 13,90	7147033 24,-	7339873 25,-		Part no. Euro	
	System size	60/100	80/125	110/150		Ø mm	
③	Pipe 1.95 m long (2 pce @ 1.95 m = 3.9 m)	7373213 42,-	7194309 78,-	7247554 102,-		Part no. Euro	
	Pipe 1.95 m long	7373212 24,-	7194308 42,-	7247555 63,-		Part no. Euro	
	Pipe 1 m long	7373214 12,60	7194310 25,-	7247556 42,-		Part no. Euro	
	Pipe 0.5 m long	7373215 7,50	7194311 21,-	7247557 37,-		Part no. Euro	
	Bend 30° (2 pce)	7373220 23,-	7194316 24,-	7247562 36,-		Part no. Euro	
	Bend 15° (2 pce)	7373221 23,-	7194317 24,-	7247563 36,-		Part no. Euro	
	④	Inspection piece Straight	7373216 24,-	7194312 29,-	7247558 46,-		Part no. Euro
		Balanced flue inspection piece Straight	ZK05948 71,-	7199781 72,-	7247541 111,-		Part no. Euro
	⑥	Wall bezel	7176760 6,50	7176662 21,-	7176681 23,-		Part no. Euro
	⑦	Balanced flue pipe 1 m long	7373224 49,-	7194321 61,-	7247537 88,-		Part no. Euro
Balanced flue pipe 0.5 m long		7373223 34,-	7194320 46,-	7247536 73,-		Part no. Euro	
⑧	Balanced flue bend 87°	7373226 41,-	7194323 65,-	ZK05949 99,-		Part no. Euro	
	Balanced flue bend 45° (2 pce)	7373227 73,-	7194324 100,-	7247540 128,-		Part no. Euro	
	or Balanced flue inspection tee 87°	-	-	7247542 128,-		Part no. Euro	
	Balanced flue inspection bend 87°	7373229 71,-	7199782 92,-	-		Part no. Euro	

4.10

5472981
5472981

Flue systems, room sealed

Made from plastic (PPs)
With rigid flue pipe

Balanced flue system For room sealed operation (type C _{93x} according to CEN/TR 1749) CE approval to EN 14471					MG WZ
System size	60/100	80/125	110/150		Ø mm
⑨ Balanced flue slide coupling	7373236 45,-	7194329 38,-	7247543 63,-		Part no. Euro
Fixing clamp, white (balanced flue pipe)	ZK05945 14,-	ZK05946 14,-	ZK05947 21,-		Part no. Euro
Stainless steel extension For shaft cover 380 mm long (metal/PPs, rigid)	7502599 45,-	7373278 93,-	7373493 77,-		Part no. Euro

4.10

Gaskets				MG WZ
System size		80/125	110/150	
For oil condensing boilers and with horizontal routing, the gaskets installed in the flue pipes must be replaced with FPM gaskets.				
Lip seal made from FPM 2 pce		ZK02505 15,-	ZK02508 24,-	Part no. Euro
Lip seal made from FPM 5 pce		ZK02506 29,-	ZK02509 45,-	Part no. Euro
Lip seal made from FPM 10 pce		ZK02507 51,-	ZK02510 82,-	Part no. Euro
Flat gasket made from FPM for inspection cover of inspection piece 2 pce		ZK02504 6,-	ZK02511 7,-	Part no. Euro
Inspection cover lip seal for inspection bend and balanced flue inspection piece 80/125 made from FPM 2 pce		ZK02501 14,-	-	Part no. Euro

Flue systems, room sealed

Made from plastic (PPs)
With rigid flue pipe

Balanced flue system

For room sealed operation (type C_{93x} according to CEN/TR 1749)
CE approval to EN 14471

Vitorondens

Max. total length of the flue pipe up to the boiler flue connection at system temperature 50/30 °C

Vitorondens 200-T (type C₉₃ to CEN/TR 1749)

Rated heating output	20.2	24.6	28.6	35.4	42.8	53.7		kW
Balanced flue connection	80/125	80/125	80/125	80/125	110/150	110/150		Ø mm
Max. total length:								m
■ System size 80/125	15	18	18	22	—	—		m
■ System size 110/150	—	—	—	—	22	22		m

Notes!

- Observe the specifications in the technical guide.
- A balanced flue connection pipe (1 m long) and the following combination of bends are taken into account in the maximum total length of the flue. One 87° balanced flue bend and one 87° support bend or two 45° balanced flue bends and one 87° support bend.
- If the required total length of the flue pipe for the balanced flue connection is exceeded, a balanced flue adaptor can be inserted and the next largest system size used.
- When using an alternative flue system (routing type C6), the specifications contained in the pricelist and the technical guide must be observed. These cover the routing of the flue system, the maximum lengths of the flue pipes and the use of special FPM gaskets for oil boilers.

4.10

Flue systems, room sealed

Made from plastic (PPs)

With flexible flue pipe



Balanced flue system

For room sealed operation (type C_{93x} according to CEN/TR 1749)
CE approval to EN 14471

MG WZ

For routing through longitudinally ventilated shafts or ducts that meet one of the following requirements:

- Domestic chimneys to DIN 18160-1.
 - Fire rating of 90 minutes (F90/L90).
 - Fire rating of 30 minutes (F30/L30) in low buildings.
- The flexible flue pipe must only be routed **vertically**.

4.10

System size	60/100	80/125	110/150	Ø mm		
	1 Boiler flue connection (Part of the standard boiler delivery)					
	Balanced flue adaptor For reducing the cross-section from 80/125 mm to 60/100 mm			7373239 82,-	- Part no. Euro	
	Balanced flue adaptor For expanding the cross-section from 60/100 mm to 80/125 mm			7373240 65,-	- Part no. Euro	
	Balanced flue adaptor For expanding the cross-section from 80/125 mm to 110/150 mm			-	7373247 72,- Part no. Euro	
2 Standard shaft pack (PPs, flexible) <ul style="list-style-type: none"> ■ Support bend ■ Support rail ■ Shaft cover (PPs) ■ Spacers (5 pce) or Standard shaft pack (metal/PPs, flexible) For twin flue chimneys (one flue for solid fuel boilers). <ul style="list-style-type: none"> ■ Support bend ■ Support rail ■ Shaft cover (metal) ■ Terminal pipe (stainless steel) ■ Spacers (5 pce) 			7248206 212,-	7248213 229,-	7248220 295,-	Part no. Euro
Spacers (5 pce)			7190560 54,-	7147035 51,-	7189817 39,-	Part no. Euro
3 Flexible pipe On a roll, 12.5 m long.			7248208 529,-	7248216 656,-	7248222 807,-	Part no. Euro
Flexible pipe On a roll, 25 m long.			7248207 1.040,-	7248215 1.324,-	7248221 1.598,-	Part no. Euro
4 Connection piece For connecting residual lengths of the flexible flue pipe.			7248211 102,-	7248219 102,-	7248225 258,-	Part no. Euro
Pipe lowering attachment Incl. 25 m rope.			7248212 88,-	7248214 88,-	7248226 113,-	Part no. Euro
5 Inspection piece, straight For installation in the flexible flue pipe.			7248210 135,-	7248218 173,-	7248224 300,-	Part no. Euro

5472981

5472981

Flue systems, room sealed

Made from plastic (PPs)
With flexible flue pipe

Balanced flue system For room sealed operation (type C _{93x} according to CEN/TR 1749) CE approval to EN 14471				MG WZ
System size	60/100	80/125	110/150	Ø mm
⑥ Balanced flue inspection piece Straight	ZK05948 71,-	7199781 72,-	7247541 111,-	Part no. Euro
⑦ Wall bezel	7176760 6,50	7176662 21,-	7176681 23,-	Part no. Euro
⑧ Balanced flue pipe 1 m long	7373224 49,-	7194321 61,-	7247537 88,-	Part no. Euro
Balanced flue pipe 0.5 m long	7373223 34,-	7194320 46,-	7247536 73,-	Part no. Euro
⑨ Balanced flue bend 87°	7373226 41,-	7194323 65,-	ZK05949 99,-	Part no. Euro
Balanced flue bend 45° (2 pce)	7373227 73,-	7194324 100,-	7247540 128,-	Part no. Euro
or				
Balanced flue inspection tee 87°	-	-	7247542 128,-	Part no. Euro
Balanced flue inspection bend 87°	7373229 71,-	7199782 92,-	-	Part no. Euro
⑩ Balanced flue slide coupling	7373236 45,-	7194329 38,-	7247543 63,-	Part no. Euro
Fixing clamp, white (balanced flue pipe)	ZK05945 14,-	ZK05946 14,-	ZK05947 21,-	Part no. Euro
Stainless steel extension For shaft cover 380 mm long (metal/PPs, rigid)	7502599 45,-	7373278 93,-	7373493 77,-	Part no. Euro

4.10

Gaskets				MG 0
System size	80/125	110/150		
For oil condensing boilers and with horizontal routing, the gaskets installed in the flue pipes must be replaced with FPM gaskets.				
Lip seal made from FPM 2 pce	ZK02505 15,-	ZK02508 24,-		Part no. Euro
Lip seal made from FPM 5 pce	ZK02506 29,-	ZK02509 45,-		Part no. Euro
Lip seal made from FPM 10 pce	ZK02507 51,-	ZK02510 82,-		Part no. Euro
Flat gasket made from FPM for inspection cover of inspection piece 2 pce	ZK02504 6,-	ZK02511 7,-		Part no. Euro
Inspection cover lip seal for inspection bend and balanced flue inspection piece 80/125 made from FPM 2 pce	ZK02501 14,-	-		Part no. Euro

Flue systems, room sealed

Made from plastic (PPs)
With flexible flue pipe

Balanced flue system

For room sealed operation (type C_{93x} according to CEN/TR 1749)
CE approval to EN 14471

Vitorondens

Max. total length of the flue pipe up to the boiler flue connection at system temperature 50/30 °C

Vitorondens 200-T (type C₉₃ to CEN/TR 1749)

Rated heating output	20.2	24.6	28.6	35.4	42.8	53.7		kW
Balanced flue connection	80/125	80/125	80/125	80/125	110/150	110/150		Ø mm
Max. total length:								m
■ System size 80/125	13	16	16	20	—	—		m
■ System size 110/150	—	—	—	—	20	20		m

Notes!

- Observe the specifications in the technical guide.
- A balanced flue connection pipe (1 m long) and the following combination of bends are taken into account in the maximum total length of the flue. One 87° balanced flue bend and one 87° support bend or two 45° balanced flue bends and one 87° support bend.
- If the required total length of the flue pipe for the balanced flue connection is exceeded, a balanced flue adaptor can be inserted and the next largest system size used.
- When using an alternative flue system (routing type C6), the specifications contained in the pricelist and the technical guide must be observed. These cover the routing of the flue system, the maximum lengths of the flue pipes and the use of special FPM gaskets for oil boilers.

4.10

Flue systems, room sealed

Made from plastic (PPs)



Balanced flue system

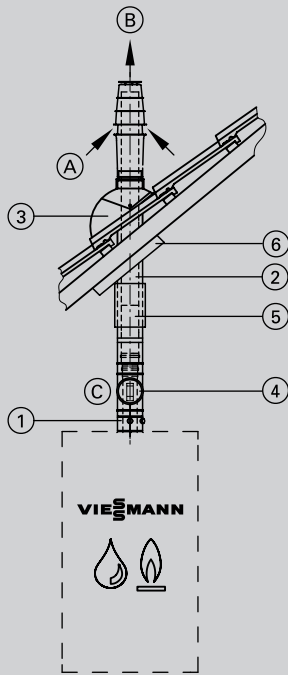
For room sealed operation (type C_{33x} according to CEN/TR 1749)
CE approval to DIN EN 14471

MG WZ

For vertical roof outlets when the appliance is installed in the roof space.

Together with the appliance, the flue system has been tested and CE designated as one structural unit in accordance with DVGW-VP 113. Only this flue system may be used together with the appliance.

4.10



- (A) Ventilation air
- (B) Flue gas
- (C) Inspection port



System size	60/100	80/125	110/150	Ø mm
① Boiler flue connection (Part of the standard boiler delivery)		-		
Balanced flue adaptor For reducing the cross-section from 80/125 mm to 60/100 mm	7373239 82,-	-		Part no. Euro
Balanced flue adaptor For expanding the cross-section from 60/100 mm to 80/125 mm	7373240 65,-	-		Part no. Euro
Balanced flue adaptor For expanding the cross-section from 80/125 mm to 110/150 mm	-	7373247 72,-		Part no. Euro
② Balanced flue roof outlet Colour: black . With fixing clamp.	7373230 151,-	7373271 187,-	7373249 276,-	Part no. Euro
Balanced flue roof outlet Colour: terracotta . With fixing clamp.	7373231 151,-	7373272 339,-	7373250 276,-	Part no. Euro
Above roof extension Colour: black , 0.5 m long.	7311367 69,-	7311371 56,-	7373251 130,-	Part no. Euro
Above roof extension Colour: black , 1.0 m long. With tensioning clamp.	7311369 91,-	7311373 99,-	-	Part no. Euro
Above roof extension Colour: terracotta , 0.5 m long.	7311368 69,-	7311372 56,-	7373252 130,-	Part no. Euro
Above roof extension Colour: terracotta , 1.0 m long. With tensioning clamp.	7311370 91,-	7311376 99,-	-	Part no. Euro

Flue systems, room sealed

Made from plastic (PPs)

Balanced flue system For room sealed operation (type C _{33x} according to CEN/TR 1749) CE approval to DIN EN 14471					MG WZ
System size	60/100	80/125	110/150		Ø mm
<p>③ Universal roof tile For Roman tiles, standard roof tiles, plain tiles, slate and other types of roof cover. Colour: black.</p> <p>Universal roof tile For Roman tiles, standard roof tiles, plain tiles, slate and other types of roof cover. Colour: terracotta.</p> <p>or</p> <p>Flat roof collar</p> <p>or</p> <p>Pipe outlet for Klöber roof tiles Colour: black. The corresponding Klöber roof tile is to be provided on site.</p> <p>Pipe outlet for Klöber roof tiles Colour: terracotta. The corresponding Klöber roof tile is to be provided on site.</p>	7452499 71,-		7452501 102,-		Part no. Euro
	7452500 71,-		7452502 102,-		Part no. Euro
	7426187 40,-		7426529 58,-		Part no. Euro
	7174281 69,-		-		Part no. Euro
	7174279 69,-		-		Part no. Euro
④ Balanced flue inspection piece Straight	ZK05948 71,-	7199781 72,-	7247541 111,-		Part no. Euro
⑤ Balanced flue slide coupling	7373236 45,-	7194329 38,-	7247543 63,-		Part no. Euro
⑥ Universal cover plate	-	ZK02890 58,-	ZK02891 61,-		Part no. Euro

4.10

Flue systems, room sealed

Made from plastic (PPs)

4.10

Balanced flue system For room sealed operation (type C _{33x} according to CEN/TR 1749) CE approval to DIN EN 14471						MG WZ
System size		60/100	80/125	110/150		Ø mm
Balanced flue bend 87°		7373226 41,-	7194323 65,-	ZK05949 99,-		Part no. Euro
Balanced flue bend 45° (2 pce)		7373227 73,-	7194324 100,-	7247540 128,-		Part no. Euro
Balanced flue pipe 1.95 m long		7373225 92,-	7194322 102,-	7247538 213,-		Part no. Euro
Balanced flue pipe 1 m long		7373224 49,-	7194321 61,-	7247537 88,-		Part no. Euro
Balanced flue pipe 0.5 m long		7373223 34,-	7194320 46,-	7247536 73,-		Part no. Euro
Fixing clamp, white (balanced flue pipe)		ZK05945 14,-	ZK05946 14,-	ZK05947 21,-		Part no. Euro

Gaskets				MG 0
System size		80/125	110/150	
For oil condensing boilers and with horizontal routing, the gaskets installed in the flue pipes must be replaced with FPM gaskets.				
Lip seal made from FPM 2 pce		ZK02505 15,-	ZK02508 24,-	Part no. Euro
Lip seal made from FPM 5 pce		ZK02506 29,-	ZK02509 45,-	Part no. Euro
Lip seal made from FPM 10 pce		ZK02507 51,-	ZK02510 82,-	Part no. Euro
Flat gasket made from FPM for inspection cover of inspection piece 2 pce		ZK02504 6,-	ZK02511 7,-	Part no. Euro
Inspection cover lip seal for inspection bend and balanced flue inspection piece 80/125 made from FPM 2 pce		ZK02501 14,-	-	Part no. Euro

Flue systems, room sealed

Made from plastic (PPs)

Balanced flue system

For room sealed operation (type C_{33x} according to CEN/TR 1749)
CE approval to DIN EN 14471

Vitodens

Max. total length of the flue pipe up to the boiler flue connection at system temperature 50/30 °C

Vitodens 050-W

Rated heating output		19.0	25.0		kW
Balanced flue connection		60/100	60/100		Ø mm
Max. total length:					m
■ System size 60/100		10	10		m
■ System size 80/125		13	13		m

Vitodens 100-W, 111-W, 111-F

Rated heating output		19.0	25.0	32.0	kW
Balanced flue connection		60/100	60/100	60/100	Ø mm
Max. total length:					m
■ System size 60/100		20	20	20	m
■ System size 80/125		30	30	30	m

Vitodens 200-W up to 32 kW, 222-W, 222-F

Rated heating output	11.0	19.0	25.0	32.0	kW
Balanced flue connection	60/100	60/100	60/100	60/100	Ø mm
Max. total length:					m
■ System size 60/100	30	30	30	30 (Vitodens 200-W system) 16 (Vitodens 200-W combi, 222-W, 222-F)	m
■ System size 80/125	30	30	30	30	m

Vitodens 200-W from 49 kW

Rated heating output	49.0	60.0	80.0	99.0	120.0	150.0	kW
Balanced flue connection	80/125	80/125	110/150	110/150	110/150	110/150	Ø mm
Max. total length:							m
■ System size 80/125	10	6	—	—	—	—	m
■ System size 110/150	13	9	15	15	8	5	m

Vitocrossal

Max. total length of the flue pipe up to the boiler flue connection at system temperature 50/30 °C

Vitocrossal 300

Rated heating output		26.0	35.0	45.0	60.0	kW
Balanced flue connection		80/125	80/125	110/150	110/150	Ø mm
Max. total length:						m
■ System size 80/125		15	15	—	—	m
■ System size 110/150		—	—	15	15	m

4.10

Flue systems, room sealed

Made from plastic (PPs)

Balanced flue system

For room sealed operation (type C_{33x} according to CEN/TR 1749)
CE approval to DIN EN 14471

Vitorondens

Max. total length of the flue pipe up to the boiler flue connection at system temperature 50/30 °C

Vitorondens 200-T (type C₃₃ to CEN/TR 1749)

Rated heating output	20.2	24.6	28.6	35.4	42.8	53.7		kW
Balanced flue connection	80/125	80/125	80/125	80/125	110/150	110/150		Ø mm
Max. total length:								
■ System size 80/125	6	9	10	10	—	—		m
■ System size 110/150	—	—	—	—	10	10		m


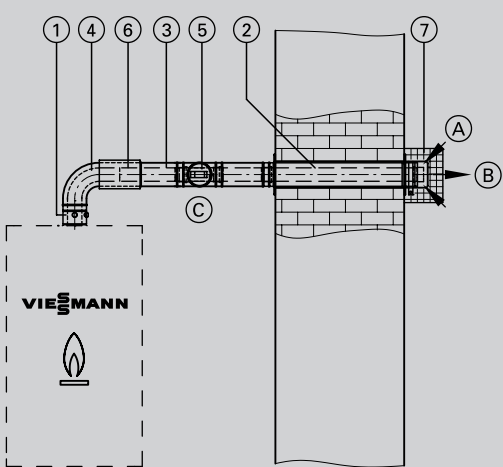
4.10

Notes!

- Observe the specifications in the technical guide.
- Two 87° balanced flue bends are taken into consideration for the maximum total length of the flue.
- If the required total length of the flue pipe for the balanced flue connection is exceeded, a balanced flue adaptor can be inserted and the next largest system size used.
- When using an alternative flue system (routing type C6), the specifications contained in the pricelist and the technical guide must be observed. These cover the routing of the flue system, the maximum lengths of the flue pipes and the use of special FPM gaskets for oil boilers.

Flue systems, room sealed

For Vitodens made from plastic (PPs)

 Balanced flue system For room sealed operation (type C _{13x} according to CEN/TR 1749) CE approval to DIN EN 14471						MG WZ
For external wall connection. Together with the appliance, the flue system has been tested and CE designated as one structural unit in accordance with DVGW-VP 113. Only this flue system may be used together with the appliance.						
System size		60/100	80/125	110/150	Ø mm	
 <p> (A) Ventilation air (B) Flue gas (C) Inspection port </p>	① Boiler flue connection (Part of the standard boiler delivery)	-				
	Balanced flue adaptor For reducing the cross-section from 80/125 mm to 60/100 mm	7373239 82,-	-			Part no. Euro
	Balanced flue adaptor For expanding the cross-section from 60/100 mm to 80/125 mm	7373240 65,-	-			Part no. Euro
	Balanced flue adaptor For expanding the cross-section from 80/125 mm to 110/150 mm	-	7373247 72,-			Part no. Euro
	② Balanced flue external wall connection (incl. wall bezels)	7373232 82,-	7435861 106,-	7247544 125,-		Part no. Euro
	Balanced flue external wall connection ■ Balanced flue external wall connection with wall bezels ■ Balanced flue bend 87°	7373237 170,-	7435862 190,-	ZK05952 259,-		Part no. Euro

4.10

5472981

Flue systems, room sealed

For Vitodens made from plastic (PPs)

Balanced flue system For room sealed operation (type C _{13x} according to CEN/TR 1749) CE approval to DIN EN 14471					MG WZ
System size	60/100	80/125	110/150		Ø mm
③ Balanced flue pipe 1.95 m long	7373225 92,-	7194322 102,-	7247538 213,-		Part no. Euro
	7373224 49,-	7194321 61,-	7247537 88,-		Part no. Euro
	7373223 34,-	7194320 46,-	7247536 73,-		Part no. Euro
④ Balanced flue bend 87°	7373226 41,-	7194323 65,-	ZK05949 99,-		Part no. Euro
	7373227 73,-	7194324 100,-	7247540 128,-		Part no. Euro
	or				
	Balanced flue inspection bend 87°	7373229 71,-	7199782 92,-	-	Part no. Euro
Balanced flue inspection tee	-	-	7247542 128,-		Part no. Euro
⑤ Balanced flue inspection piece Straight	ZK05948 71,-	7199781 72,-	7247541 111,-		Part no. Euro
⑥ Balanced flue slide coupling	7373236 45,-	7194329 38,-	7247543 63,-		Part no. Euro
⑦ Grille Where the flue gas outlet is near public paths.					Part no. Euro
Fixing clamp, white (balanced flue pipe)	ZK05945 14,-	ZK05946 14,-	ZK05947 21,-		Part no. Euro

4.10

Flue systems, room sealed

For Vitodens made from plastic (PPs)

Balanced flue system										
For room sealed operation (type C _{13x} according to CEN/TR 1749)										
CE approval to DIN EN 14471										
Vitodens										
Max. total length of the flue pipe up to the boiler flue connection at system temperature 50/30 °C										
Vitodens 050-W										
Rated heating output		19.0	25.0							kW
Balanced flue connection		60/100	60/100							Ø mm
Max. total length:										m
■ System size 60/100		10	10							m
■ System size 80/125		13	13							m
Vitodens 100-W, 111-W, 111-F										
Rated heating output		19.0	25.0	32.0						kW
Balanced flue connection		60/100	60/100	60/100						Ø mm
Max. total length:										m
■ System size 60/100		20	20	20						m
■ System size 80/125		30	30	30						m
Vitodens 200-W up to 32 kW, 222-W, 222-F										
Rated heating output	11.0	19.0	25.0	32.0						kW
Balanced flue connection	60/100	60/100	60/100	60/100						Ø mm
Max. total length:										m
■ System size 60/100	30	30	30	30	(Vitodens 200-W system)					m
■ System size 80/125	30	30	30	30	(Vitodens 200-W combi, 222-W, 222-F, 242-F)					m
										m
Vitodens 200-W from 49 kW										
Rated heating output	49.0	60.0		80.0	99.0	120.0	150.0			kW
Balanced flue connection	80/125	80/125		110/150	110/150	110/150	110/150			Ø mm
Max. total length:										m
■ System size 80/125	10	6		—	—	—	—			m
■ System size 110/150	13	9		15	15	8	5			m

4.10

Flue systems, room sealed

For Vitodens made from plastic (PPs)



Balanced flue system

For room sealed operation (type C_{13x} according to CEN/TR 1749)
CE approval to DIN EN 14471

MG WZ

For horizontal roof outlets when the appliance is installed in the roof space.

Together with the appliance, the flue system has been tested and CE designated as one structural unit in accordance with DVGW-VP 113. Only this flue system may be used together with the appliance.

4.10

System size	System size			Ø mm
	60/100	80/125	110/150	
<p>① Boiler flue connection (Part of the standard boiler delivery)</p> <p>Balanced flue adaptor For reducing the cross-section from 80/125 mm to 60/100 mm</p> <p>Balanced flue adaptor For expanding the cross-section from 60/100 mm to 80/125 mm</p> <p>Balanced flue adaptor For expanding the cross-section from 80/125 mm to 110/150 mm</p> <p>② Balanced flue external wall connection (incl. wall bezels)</p> <p>Balanced flue external wall connection</p> <ul style="list-style-type: none"> ■ Balanced flue external wall connection with wall bezels ■ Balanced flue bend 87° <p>③ Balanced flue pipe 1.95 m long</p> <p>Balanced flue pipe 1 m long</p> <p>Balanced flue pipe 0.5 m long</p>	7373239 82,-	-	-	Part no. Euro
	7373240 65,-	-	-	Part no. Euro
	-	7373247 72,-	-	Part no. Euro
	7373232 82,-	7435861 106,-	7247544 125,-	Part no. Euro
7373237 170,-	-	-	Part no. Euro	
7373225 92,-	7194322 102,-	7247538 213,-	Part no. Euro	
7373224 49,-	7194321 61,-	7247537 88,-	Part no. Euro	
7373223 34,-	7194320 46,-	7247536 73,-	Part no. Euro	

5472981

5472981

Flue systems, room sealed

For Vitodens made from plastic (PPs)

Balanced flue system For room sealed operation (type C _{13x} according to CEN/TR 1749) CE approval to DIN EN 14471					MG WZ
System size	60/100	80/125	110/150		Ø mm
④ Balanced flue bend 87°	7373226 41,-	7194323 65,-	ZK05949 99,-		Part no. Euro
Balanced flue bend 45° (2 pce)	7373227 73,-	7194324 100,-	7247540 128,-		Part no. Euro
or					
Balanced flue inspection bend 87°	7373229 71,-	7199782 92,-	-		Part no. Euro
⑤ Balanced flue inspection piece Straight	ZK05948 71,-	7199781 72,-	7247541 111,-		Part no. Euro
⑥ Balanced flue slide coupling	7373236 45,-	7194329 38,-	7247543 63,-		Part no. Euro
⑦ Universal cover plate	ZK02889 54,-	ZK02890 58,-	ZK02891 61,-		Part no. Euro
⑧ Fixing clamp, white (balanced flue pipe)	ZK05945 14,-	ZK05946 14,-	ZK05947 21,-		Part no. Euro
⑨ Roof dormer for horizontal roof outlet To be provided on site. Make: Interactive; available from local suppliers.					

4.10

Flue systems, room sealed

For Vitodens made from plastic (PPs)

Balanced flue system

For room sealed operation (type C_{13x} according to CEN/TR 1749)
CE approval to DIN EN 14471

Vitodens

Max. total length of the flue pipe up to the boiler flue connection at system temperature 50/30 °C

Vitodens 050-W

Rated heating output		19.0	25.0		kW
Balanced flue connection		60/100	60/100		Ø mm
Max. total length:					m
■ System size 60/100		10	10		m
■ System size 80/125		13	13		m

Vitodens 100-W, 111-W, 111-F

Rated heating output		19.0	25.0	32.0	kW
Balanced flue connection		60/100	60/100	60/100	Ø mm
Max. total length:					m
■ System size 60/100		20	20	20	m
■ System size 80/125		30	30	30	m

Vitodens 200-W up to 32 kW, 222-W, 222-F

Rated heating output	11.0	19.0	25.0	32.0	kW
Balanced flue connection	60/100	60/100	60/100	60/100	Ø mm
Max. total length:					m
■ System size 60/100	30	30	30	30	(Vitodens 200-W system) m
■ System size 80/125	30	30	30	30	(Vitodens 200-W combi, 222-W, 222-F) m

Vitodens 200-W from 49 kW

Rated heating output	49.0	60.0	80.0	99.0	120.0	150.0	kW
Balanced flue connection	80/125	80/125	110/150	110/150	110/150	110/150	Ø mm
Max. total length:							m
■ System size 80/125	10	6	—	—	—	—	m
■ System size 110/150	13	9	15	15	8	5	m

4.10

Flue systems, room sealed

For Vitodens
Made from plastic (PPs)

Balanced flue system For room sealed operation Parallel ventilation air and flue gas routing			MG WZ	
Parallel ventilation air and flue gas routing				
System size	60	80	Ø mm	
<p> (A) Flue gas (B) Ventilation air </p>	1 Parallel adaptor Ø 60/100 mm - Ø 60/60 mm For separate routing of flue gas and ventilation air Parallel adaptors are not required for Vitodens 200-W/222-W Parallel adaptor Ø 80/125 mm - Ø 80/80 mm For separate routing of flue gas and ventilation air Ventilation air cover, boiler flue connection	7418011 41,-	-	Part no. Euro
	Adaptor For expanding the cross-section from Ø 60 mm to Ø 80 mm	7373338 9,-		Part no. Euro
	2 Balanced flue roof outlet Colour: black . With fixing clamp.	7373230 151,-	7373271 187,-	Part no. Euro
	Balanced flue roof outlet Colour: terracotta . With fixing clamp.	7373231 151,-	7373272 339,-	Part no. Euro
	3 Cover for balanced flue roof outlet	7426185 21,-	7426186 23,-	Part no. Euro
	4 Universal roof tile For Roman tiles, standard roof tiles, plain tiles, slate and other types of roof cover. Colour: black . Universal roof tile For Roman tiles, standard roof tiles, plain tiles, slate and other types of roof cover. Colour: terracotta . or Flat roof collar	7452499 71,-	7452500 71,-	Part no. Euro
	5 Universal cover plate	ZK02889 54,-	ZK02890 58,-	Part no. Euro
	6 External wall connection (incl. wall bezels and grille)	7426188 82,-	7426189 82,-	Part no. Euro
	7 Bend 87°	7373218 12,60	7194314 12,60	Part no. Euro
	Bend 45° (2 pce)	7373219 21,-	7194315 24,-	Part no. Euro

4.10

Flue systems, room sealed

For Vitodens
Made from plastic (PPs)

Balanced flue system For room sealed operation Parallel ventilation air and flue gas routing			MG WZ	
System size		60	80	Ø mm
⑧ Pipe	1.95 m long (2 pce @ 1.95 m = 3.9 m)	7373213 42,-	7194309 78,-	Part no. Euro
	Pipe 1.95 m long	7373212 24,-	7194308 42,-	Part no. Euro
	Pipe 1 m long	7373214 12,60	7194310 25,-	Part no. Euro
	Pipe 0.5 m long	7373215 7,50	7194311 21,-	Part no. Euro

4.10

Vitodens

Max. total length of the flue pipe up to the boiler flue connection at system temperature 50/30 °C

Vitodens 050-W					
Rated heating output		19.0	25.0		kW
Balanced flue connection		60/100	60/100		Ø mm
Max. total length for system size 60/60:					
■ Flue gas		20	20		m
■ Ventilation air		20	20		m
Max. total length for system size 80/80:					
■ Flue gas		25	25		m
■ Ventilation air		25	25		m
Vitodens 100-W, 111-W, 111-F					
Rated heating output		19.0	25.0	32.0	kW
Balanced flue connection		60/100	60/100	60/100	Ø mm
Max. total length for system size 60/60:					
■ Flue gas		30	30	30	m
■ Ventilation air		30	30	30	m
Max. total length for system size 80/80:					
■ Flue gas		30	30	30	m
■ Ventilation air		30	30	30	m
Vitodens 200-W up to 32 kW, 222-W, 222-F					
Rated heating output	11.0	19.0	25.0	32.0	kW
Balanced flue connection	60/100	60/100	60/100	60/100	Ø mm
Max. total length for system size 60/60:					
■ Flue gas	30	30	30	30	(Vitodens 200-W system) 10 (Vitodens 200-W combi, 222-W, 222-F, 242-F) m
■ Ventilation air	20	20	20	20	m
Max. total length for system size 80/80:					
■ Flue gas	30	30	30	30	m
■ Ventilation air	25	25	25	25	m

Notes!

- Observe the specifications in the technical guide.
- Two 87° balanced flue bends are taken into consideration for the maximum total length of the flue.
- If the required total length of the flue pipe for the balanced flue connection is exceeded, a balanced flue adaptor can be inserted and the next largest system size used.
- When using an alternative flue system (routing type C6), the specifications contained in the pricelist and the technical guide must be observed. These cover the routing of the flue system, the maximum lengths of the flue pipes and the use of special FPM gaskets for oil boilers.

Flue systems, room sealed

Made from plastic (PPs)



Balanced flue system

For room sealed operation (type C_{53x} according to CEN/TR 1749)
CE approval to DIN EN 14471

MG WZ

For external routing through a coaxial pipe.

Combustion air intake via ventilation slot in the external wall base or balanced flue air inlet piece; the external pipe is only a protective measure.

Together with the appliance, the flue system has been tested and CE designated as one structural unit in accordance with DVGW-VP 113. Only this flue system may be used together with the appliance.

System size	60/100	80/125	110/150	Ø mm
	① Boiler flue connection (Part of the standard boiler delivery)			
Balanced flue adaptor For reducing the cross-section from 80/125 mm to 60/100 mm	7373239 82,-	-	-	Part no. Euro
Balanced flue adaptor For expanding the cross-section from 60/100 mm to 80/125 mm	7373240 65,-	-	-	Part no. Euro
Balanced flue adaptor For expanding the cross-section from 80/125 mm to 110/150 mm	-	7373247 72,-	-	Part no. Euro
② Balanced flue inspection tee 87°	-	-	7247542 128,-	Part no. Euro
Balanced flue inspection bend 87°	7373229 71,-	7199782 92,-	-	Part no. Euro
or				
Balanced flue inspection piece Straight For external wall routing	ZK05948 71,-	7199781 72,-	7247541 111,-	Part no. Euro
Balanced flue bend 87°	7373226 41,-	7194323 65,-	ZK05949 99,-	Part no. Euro
Balanced flue bend 45° (2 pce) For external wall routing	7373227 73,-	7194324 100,-	-	Part no. Euro
Balanced flue bend 30° (2 pce)	ZK01293 91,-	ZK01291 117,-	-	Part no. Euro
External wall inspection piece Straight	-	-	7247547 145,-	Part no. Euro
and				
External wall bend 87°	-	-	ZK05950 108,-	Part no. Euro
External wall bend 45° (2 pce)	-	-	7247549 145,-	Part no. Euro
External wall bend 30° (2 pce)	-	-	ZK01292 173,-	Part no. Euro
③ Balanced flue slide coupling	7373236 45,-	7194329 38,-	7247543 63,-	Part no. Euro

4.10

5472981

Flue systems, room sealed

Made from plastic (PPs)

4.10

Balanced flue system For room sealed operation (type C _{53x} according to CEN/TR 1749) CE approval to DIN EN 14471				MG WZ
System size	60/100	80/125	110/150	Ø mm
④ Balanced flue pipe 1.95 m long	7373225 92,-	7194322 102,-	7247538 213,-	Part no. Euro
Balanced flue pipe 1 m long	7373224 49,-	7194321 61,-	7247537 88,-	Part no. Euro
Balanced flue pipe 0.5 m long For external wall routing	7373223 34,-	7194320 46,-	7247536 73,-	Part no. Euro
External wall pipe 1.95 m long	-	-	7247552 146,-	Part no. Euro
External wall pipe 1.0 m long	-	-	7247551 88,-	Part no. Euro
External wall pipe 0.5 m long	-	-	7247550 83,-	Part no. Euro
⑤ Wall bezel	7176760 6,50	7176662 21,-	7176681 23,-	Part no. Euro
⑥ Fixing clamp, white (balanced flue and external wall pipe)	ZK05945 14,-	ZK05946 14,-	ZK05947 21,-	Part no. Euro
⑦ External wall pack ■ Balanced flue bend. ■ Balanced flue air inlet piece. ■ Wall bezel.	7373234 186,-	7194327 176,-	ZK05951 245,-	Part no. Euro
⑧ External wall terminal For a short roof overhang.	7176753 20,-	7176655 34,-	7176690 41,-	Part no. Euro
⑨ Universal cover plate	ZK02889 54,-	ZK02890 58,-	ZK02891 61,-	Part no. Euro
⑩ Balanced flue roof outlet Colour: black . With fixing clamp.	7373230 151,-	7373271 187,-	7373249 276,-	Part no. Euro
Balanced flue roof outlet Colour: terracotta . With fixing clamp.	7373231 151,-	7373272 339,-	7373250 276,-	Part no. Euro
Above roof extension Colour: black , 0.5 m long.	7311367 69,-	7311371 56,-	7373251 130,-	Part no. Euro
Above roof extension Colour: black , 1.0 m long. With tensioning clamp.	7311369 91,-	7311373 99,-	-	Part no. Euro
Above roof extension Colour: terracotta , 0.5 m long.	7311368 69,-	7311372 56,-	7373252 130,-	Part no. Euro
Above roof extension Colour: terracotta , 1.0 m long. With tensioning clamp.	7311370 91,-	7311376 99,-	-	Part no. Euro

5472981
5472981

Flue systems, room sealed

Made from plastic (PPs)

Balanced flue system For room sealed operation (type C _{53x} according to CEN/TR 1749) CE approval to DIN EN 14471				MG WZ
System size	60/100	80/125	110/150	Ø mm
⑪ Universal roof tile For Roman tiles, standard roof tiles, plain tiles, slate and other types of roof cover. Colour: black .	7452499 71,-		7452501 102,-	Part no. Euro
Universal roof tile For Roman tiles, standard roof tiles, plain tiles, slate and other types of roof cover. Colour: terracotta .	7452500 71,-		7452502 102,-	Part no. Euro
or				
Pipe outlet for Klöber roof tiles Colour: black . The corresponding Klöber roof tile is to be provided on site.	7174281 69,-		-	Part no. Euro
Pipe outlet for Klöber roof tiles Colour: terracotta . The corresponding Klöber roof tile is to be provided on site.	7174279 69,-		-	Part no. Euro

4.10

Gaskets			
System size	80/125	110/150	MG 0
For oil condensing boilers and with horizontal routing, the gaskets installed in the flue pipes must be replaced with FPM gaskets.			
Lip seal made from FPM 2 pce	ZK02505 15,-	ZK02508 24,-	Part no. Euro
Lip seal made from FPM 5 pce	ZK02506 29,-	ZK02509 45,-	Part no. Euro
Lip seal made from FPM 10 pce	ZK02507 51,-	ZK02510 82,-	Part no. Euro
Flat gasket made from FPM for inspection cover of inspection piece 2 pce	ZK02504 6,-	ZK02511 7,-	Part no. Euro
Inspection cover lip seal for inspection bend and balanced flue inspection piece 80/125 made from FPM 2 pce	ZK02501 14,-	-	Part no. Euro

Flue systems, room sealed

Made from plastic (PPs)

Balanced flue system

For room sealed operation (type C_{53x} according to CEN/TR 1749)
CE approval to DIN EN 14471

Vitorondens

Max. total length of the flue pipe up to the boiler flue connection at system temperature 50/30 °C

Vitorondens 200-T (type C₅₃ to CEN/TR 1749)

Rated heating output	20.2	24.6	28.6	35.4	42.8	53.7		kW
Balanced flue connection	80/125	80/125	80/125	80/125	110/150	110/150		Ø mm
Max. total length:								
■ System size 80/125	10	12	15	22	—	—		m
■ System size 110/150	—	—	—	—	22	22		m

Notes!

- Observe the specifications in the technical guide.
- Two 87° balanced flue bends are taken into consideration for the maximum total length of the flue.
- If the required total length of the flue pipe for the balanced flue connection is exceeded, a balanced flue adaptor can be inserted and the next largest system size used.
- When using an alternative flue system (routing type C6), the specifications contained in the pricelist and the technical guide must be observed. These cover the routing of the flue system, the maximum lengths of the flue pipes and the use of special FPM gaskets for oil boilers.

4.10

Flue systems, room sealed

For appliances up to 60 kW

Made from plastic (PPs)



Balanced flue system

For room sealed operation (type C_{83x} according to CEN/TR 1749)
CE approval to EN 14471

MG WZ

Separate ventilation air and flue gas routing.

System size	60/110	80/125	Ø mm
① Boiler flue connection (Part of the standard boiler delivery)			
Balanced flue adaptor For reducing the cross-section from 80/125 mm to 60/100 mm	7373239 82,-		Part no. Euro
Balanced flue adaptor For expanding the cross-section from 60/100 mm to 80/125 mm	7373240 65,-		Part no. Euro
② Balanced flue pipe 1 m long	7373224 49,-	7194321 61,-	Part no. Euro
Balanced flue pipe 0.5 m long	7373223 34,-	7194320 46,-	Part no. Euro
Balanced flue bend 87°	7373226 41,-	7194323 65,-	Part no. Euro
Balanced flue bend 45° (2 pce)	7373227 73,-	7194324 100,-	Part no. Euro
③ Balanced flue slide coupling	7373236 45,-	7194329 38,-	Part no. Euro
④ Balanced flue inspection piece Straight	ZK05948 71,-	7199781 72,-	Part no. Euro
⑤ Balanced flue tee C8 With wall bezels.	7373235 69,-	7194328 92,-	Part no. Euro
⑥ Ventilation air pipe Ø 100 mm 1 m long (can be trimmed to size).	7176756 29,-		Part no. Euro
Ventilation air pipe Ø 100 mm 0.5 m long (can be trimmed to size).	7176757 24,-		Part no. Euro
Ventilation air elbow Ø 100 mm, 87°	7176758 24,-		Part no. Euro
Ventilation air elbow Ø 100 mm, 45°	7176759 46,-		Part no. Euro
⑦ Ventilation air damper	7176657 13,90		Part no. Euro
Fixing clamp, white	ZK05945 14,-	ZK05946 14,-	Part no. Euro

4.10

Flue systems, room sealed

For appliances up to 60 kW
Made from plastic (PPs)

Balanced flue system For room sealed operation (type C _{83x} according to CEN/TR 1749) CE approval to EN 14471						
Gaskets						
System size					80/125	MG WZ
For oil condensing boilers and with horizontal routing, the gaskets installed in the flue pipes must be replaced with FPM gaskets.						
Lip seal made from FPM 2 pce					ZK02505 15,-	Part no. Euro
Lip seal made from FPM 5 pce					ZK02506 29,-	Part no. Euro
Lip seal made from FPM 10 pce					ZK02507 51,-	Part no. Euro
Flat gasket made from FPM for inspection cover of inspection piece 2 pce					ZK02504 6,-	Part no. Euro
Inspection cover lip seal for inspection bend and balanced flue inspection piece 80/125 made from FPM 2 pce					ZK02501 14,-	Part no. Euro
Vitodens						
Max. total length of the flue pipe up to the boiler flue connection at system temperature 50/30 °C						
Vitodens 050-W						
Rated heating output		19.0	25.0			
Balanced flue connection		60/100	60/100			
Max. total length:						
■ System size 60/100		20	20			
■ System size 80/125		25	25			
Vitodens 100-W, 111-W, 111-F						
Rated heating output		19.0	25.0	32.0	kW	
Balanced flue connection		60/100	60/100	60/100	Ø mm	
Max. total length:					m	
■ System size 60/100		20	20	20	m	
■ System size 80/125		30	30	30	m	
Vitodens 200-W up to 32 kW, 222-W, 222-F						
Rated heating output	11.0	19.0	25.0	32.0	kW	
Balanced flue connection	60/100	60/100	60/100	60/100	Ø mm	
Max. total length:					m	
■ System size 60/100	30	30	30	30 (Vitodens 200-W system) 28 (Vitodens 200-W combi, 222-W, 222-F)	m	
■ System size 80/125	30	30	30	30	m	
Vitodens 200-W from 49 kW						
Rated heating output	49.0	60.0			kW	
Balanced flue connection	80/125	80/125			Ø mm	
Max. total length:					m	
■ System size 80/125	20	15			m	

4.10

Flue systems, room sealed

For appliances up to 60 kW
Made from plastic (PPs)

Balanced flue system

For room sealed operation (type C_{83x} according to CEN/TR 1749)
CE approval to EN 14471

Notes!

- Observe the specifications in the technical guide.
- A balanced flue connection pipe (1 m long) and the following combination of bends are taken into account in the maximum total length of the flue. One 87° balanced flue bend and one 87° support bend or two 45° balanced flue bends and one 87° support bend.
- If the required total length of the flue pipe for the balanced flue connection is exceeded, a balanced flue adaptor can be inserted and the next largest system size used.
- When using an alternative flue system (routing type C6), the specifications contained in the pricelist and the technical guide must be observed. These cover the routing of the flue system, the maximum lengths of the flue pipes and the use of special FPM gaskets for oil boilers.

4.10

Adaptor to system 70/110

System pipes

Balanced flue adaptor

For reducing the cross-section from Ø 80/125 mm to Ø 70/110 mm

7176767
51,-

MG WZ
Part no.
Euro

Balanced flue adaptor

For expanding the cross-section from Ø 70/110 mm to Ø 80/125 mm

7373246
51,-

Part no.
Euro

Balanced flue adaptor

For expanding the cross-section from Ø 60/100 mm to Ø 70/110 mm

7199783
67,-

Part no.
Euro

Flue systems, open flue

Made from plastic (PPs)
With rigid flue pipe



Flue system for open flue operation (type B₂₃/B₃₃ to CEN/TR 1749)
CE approval to EN 14471

MG WZ

For routing through longitudinally ventilated shafts or ducts that meet one of the following requirements:

- Domestic chimneys to DIN 18160-1.
- Fire rating of 90 minutes (F90/L90).
- Fire rating of 30 minutes (F30/L30) in low buildings.

System size	60	80	110	Ø mm
<p>① Boiler flue connection (Part of the standard boiler delivery)</p> <p>Adaptor For expanding the cross-section from Ø 60 mm to Ø 80 mm</p> <p>Adaptor For expanding the cross-section from Ø 80 mm to Ø 110 mm</p> <p>Balanced flue adaptor For reducing the cross-section from 80/125 mm to 60/100 mm</p> <p>Water spray protection To ensure adherence to the required protection class. Must be added to the order for open flue operation.</p> <p> (A) Ventilation air (B) Flue gas (C) Inspection port (D) Connection piece (E) Ventilation aperture </p>				
	7373338 9,-	-		Part no. Euro
	-	7373248 29,-		Part no. Euro
	7373239 82,-	-		Part no. Euro
	7590109 10,20	-		Part no. Euro

4.11

5472982 8/2023

Flue systems, open flue

Made from plastic (PPs)

With rigid flue pipe

4.11

Flue system for open flue operation (type B ₂₃ /B ₃₃ to CEN/TR 1749) CE approval to EN 14471					MG WZ
System size	60	80	110		Ø mm
② Standard shaft pack (PPs, rigid) <ul style="list-style-type: none"> ■ Support bend. ■ Support rail. ■ Shaft cover (PPs). ■ Spacers (5 pce). or	7373211 119,-	7194305 128,-	7247534 174,-		Part no. Euro
Standard shaft pack (metal/PPs, rigid) For twin flue chimneys (one flue for solid fuel boilers). <ul style="list-style-type: none"> ■ Support bend. ■ Support rail. ■ Shaft cover (metal). ■ Terminal pipe (stainless steel). ■ Spacers (5 pce). 	7502679 174,-	7502680 199,-	7502681 251,-		Part no. Euro
Spacers (3 pce)	7176729 13,90	7147033 24,-	7339873 25,-		Part no. Euro
③ Pipe 1.95 m long (2 pce @ 1.95 m = 3.9 m)	7373213 42,-	7194309 78,-	7247554 102,-		Part no. Euro
Pipe 1.95 m long	7373212 24,-	7194308 42,-	7247555 63,-		Part no. Euro
Pipe 1 m long	7373214 12,60	7194310 25,-	7247556 42,-		Part no. Euro
Pipe 0.5 m long	7373215 7,50	7194311 21,-	7247557 37,-		Part no. Euro
④ Inspection piece Straight	7373216 24,-	7194312 29,-	7247558 46,-		Part no. Euro
⑤ Bend 87°	7373218 12,60	7194314 12,60	7247560 23,-		Part no. Euro
Bend 45° (2 pce)	7373219 21,-	7194315 24,-	7247561 36,-		Part no. Euro

5472982

5472982

Flue systems, open flue

Made from plastic (PPs)
With rigid flue pipe

Flue system for open flue operation (type B ₂₃ /B ₃₃ to CEN/TR 1749) CE approval to EN 14471					MG WZ
System size	60	80	110		Ø mm
⑥ Ventilation bezel	7176728 27,-	7176634 40,-	7516597 83,-		Part no. Euro
Bend 30° (2 pce)	7373220 23,-	7194316 24,-	7247562 36,-		Part no. Euro
Bend 15° (2 pce)	7373221 23,-	7194317 24,-	7247563 36,-		Part no. Euro
Inspection tee 87°	7373217 24,-	7194313 46,-	-		Part no. Euro
or Inspection bend 87°	-		7247559 68,-		Part no. Euro
Balanced flue air inlet adaptor For siting the boiler with a balanced flue pipe up to the shaft inlet in the living space, where combustion air is supplied via interconnected rooms (see technical guide).	7176731 29,-	7176635 65,-	-		Part no. Euro
Stainless steel extension For shaft cover 380 mm long (metal/PPs, rigid)	7502599 45,-	7373278 93,-	7373493 77,-		Part no. Euro

4.11

Gaskets				MG WZ
System size		80	110	
For oil condensing boilers and with horizontal routing, the gaskets installed in the flue pipes must be replaced with FPM gaskets.				
Lip seal made from FPM 2 pce		ZK02505 15,-	ZK02508 24,-	Part no. Euro
Lip seal made from FPM 5 pce		ZK02506 29,-	ZK02509 45,-	Part no. Euro
Lip seal made from FPM 10 pce		ZK02507 51,-	ZK02510 82,-	Part no. Euro
Flat gasket made from FPM for inspection cover of inspection piece 2 pce		ZK02504 6,-	ZK02511 7,-	Part no. Euro

Flue systems, open flue

Made from plastic (PPs)
With rigid flue pipe

Flue system for open flue operation (type B₂₃/B₃₃ to CEN/TR 1749)
CE approval to EN 14471

Vitorondens

Max. total length of the flue pipe up to the boiler flue connection at system temperature 50/30 °C

Vitorondens 200-T

Rated heating output	20.2	24.6	28.6	35.4	42.8	53.7	67.6	85.8	107.3	kW
Balanced flue connection	80/125	80/125	80/125	80/125	110/150	110/150				Ø mm
Flue gas connection							110	110	110	Ø mm
Max. total length:										
■ System size 80	20	20	20	20	—	—	—	—	—	m
■ System size 110	—	—	—	—	20	20	20	20	20	m

4.11

Notes!

- Observe the specifications in the technical guide.
- A connection pipe (1 m long) and the following bends are taken into account in the maximum total length of the flue. One 87° bend and one 87° support bend or two 45° bends and one 87° support bend.
- If the required total length of the flue pipe for the balanced flue connection is exceeded, a balanced flue adaptor can be inserted and the next largest system size used.
- Condensing boilers may be connected to room sealed balanced flues if the chimney manufacturer can verify suitability to EN 13384-1, based on the specified flue gas values and taking local conditions (such as heating water return temperature, design of the connection piece, etc.) into account.
- When using an alternative flue system (routing type C6), the specifications contained in the pricelist and the technical guide must be observed. These cover the routing of the flue system, the maximum lengths of the flue pipes and the use of special FPM gaskets for oil boilers.

Flue systems, open flue

Made from plastic (PPs)
With flexible flue pipe



Flue system
For open flue operation (type B₂₃ to CEN/TR 1749)
CE approval to DIN EN 14471

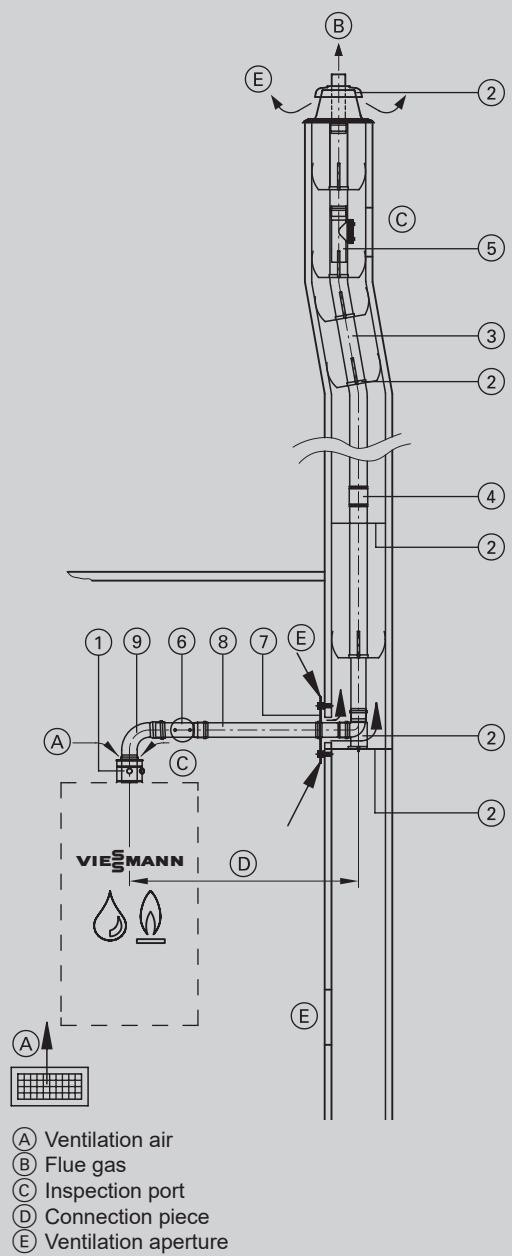
MG WZ

For routing through longitudinally ventilated shafts or ducts that meet one of the following requirements:

- Domestic chimneys to DIN 18160-1.
 - Fire rating of 90 minutes (F90/L90).
 - Fire rating of 30 minutes (F30/L30) in low buildings.
- The flexible flue pipe must only be routed **vertically**.

4.11

System size	60	80	110	Ø mm
1 Boiler flue connection (Part of the standard boiler delivery)				
Adaptor For expanding the cross-section from Ø 60 mm to Ø 80 mm	7373338 9,-	-		Part no. Euro
Adaptor For expanding the cross-section from Ø 80 mm to Ø 110 mm	-	7373248 29,-		Part no. Euro
Balanced flue adaptor For reducing the cross-section from 80/125 mm to 60/100 mm	7373239 82,-	-		Part no. Euro
Water spray protection To ensure adherence to the required protection class. Must be added to the order for open flue operation.	7590109 10,20	-		Part no. Euro
2 Standard shaft pack (PPs, flexible) <ul style="list-style-type: none"> ■ Support bend ■ Support rail ■ Shaft cover (PPs) ■ Spacers (5 pce) or	7248206 212,-	7248213 229,-	7248220 295,-	Part no. Euro
Standard shaft pack (metal/PPs, flexible) For twin flue chimneys (one flue for solid fuel boilers). <ul style="list-style-type: none"> ■ Support bend ■ Support rail ■ Shaft cover (metal) ■ Terminal pipe (stainless steel) ■ Spacers (5 pce) 	7452173 416,-	7452179 442,-	7452180 464,-	Part no. Euro
Spacers (5 pce)	7190560 54,-	7147035 51,-	7189817 39,-	Part no. Euro
3 Flexible pipe On a roll, 12.5 m long.	7248208 529,-	7248216 656,-	7248222 807,-	Part no. Euro
Flexible pipe On a roll, 25 m long.	7248207 1.040,-	7248215 1.324,-	7248221 1.598,-	Part no. Euro



Flue systems, open flue

Made from plastic (PPs)
With flexible flue pipe

Flue system For open flue operation (type B ₂₃ to CEN/TR 1749) CE approval to DIN EN 14471				MG WZ
System size	60	80	110	Ø mm
④ Connection piece For connecting residual lengths of the flexible flue pipe.	7248211 102,-	7248219 102,-	7248225 258,-	Part no. Euro
Pipe lowering attachment Incl. 25 m rope.	7248212 88,-	7248214 88,-	7248226 113,-	Part no. Euro
⑤ Inspection piece, straight For installation in the flexible flue pipe.	7248210 135,-	7248218 173,-	7248224 300,-	Part no. Euro
⑥ Inspection piece Straight	7373216 24,-	7194312 29,-	7247558 46,-	Part no. Euro
⑦ Ventilation bezel	7176728 27,-	7176634 40,-	7516597 83,-	Part no. Euro
⑧ Pipe 1 m long	7373214 12,60	7194310 25,-	7247556 42,-	Part no. Euro
Pipe 0.5 m long	7373215 7,50	7194311 21,-	7247557 37,-	Part no. Euro
⑨ Bend 87°	7373218 12,60	7194314 12,60	7247560 23,-	Part no. Euro
Bend 45° (2 pce)	7373219 21,-	7194315 24,-	7247561 36,-	Part no. Euro
or				
Inspection tee 87°	7373217 24,-	7194313 46,-	-	Part no. Euro
or				
Inspection bend 87°	-	-	7247559 68,-	Part no. Euro
Stainless steel extension For shaft cover 380 mm long (metal/PPs, rigid)	7502599 45,-	7373278 93,-	7373493 77,-	Part no. Euro

4.11

Gaskets			MG WZ
System size	80	110	
For oil condensing boilers and with horizontal routing, the gaskets installed in the flue pipes must be replaced with FPM gaskets.			
Lip seal made from FPM 2 pce	ZK02505 15,-	ZK02508 24,-	Part no. Euro
Lip seal made from FPM 5 pce	ZK02506 29,-	ZK02509 45,-	Part no. Euro
Lip seal made from FPM 10 pce	ZK02507 51,-	ZK02510 82,-	Part no. Euro
Flat gasket made from FPM for inspection cover of inspection piece 2 pce	ZK02504 6,-	ZK02511 7,-	Part no. Euro

5472982

Flue systems, open flue

Made from plastic (PPs)
With flexible flue pipe

Flue system

For open flue operation (type B₂₃ to CEN/TR 1749)
CE approval to DIN EN 14471

Vitorondens

Max. total length of the flue pipe up to the boiler flue connection at system temperature 50/30 °C

Vitorondens 200-T

Rated heating output	20.2	24.6	28.6	35.4	42.8	53.7	67.6	85.8	107.3	kW
Balanced flue connection	80/125	80/125	80/125	80/125	110/150	110/150				Ø mm
Flue gas connection							110	110	110	Ø mm
Max. total length:										
■ System size 80	18	18	18	18	—	—	—	—	—	m
■ System size 110	—	—	—	—	18	18	18	18	18	m

4.11

Notes!

- Observe the specifications in the technical guide.
- A connection pipe (1 m long) and the following bends are taken into account in the maximum total length of the flue. One 87° bend and one 87° support bend or two 45° bends and one 87° support bend.
- If the required total length of the flue pipe for the balanced flue connection is exceeded, a balanced flue adaptor can be inserted and the next largest system size used.
- When using an alternative flue system (routing type C6), the specifications contained in the pricelist and the technical guide must be observed. These cover the routing of the flue system, the maximum lengths of the flue pipes and the use of special FPM gaskets for oil boilers.

Flue systems, open flue

Made from plastic (PPs)

With rigid flue pipe



Flue system

For open flue operation (type B₂₃ to CEN/TR 1749)
CE approval to DIN EN 14471

MG WZ

For external routing through a coaxial pipe.

For **open flue** operation, a flue pipe is required between the condensing boiler and external wall routing; the external pipe is only a protective measure.

4.11

System size		80	80/125	110	110/150	Ø mm
<p> (A) Ventilation air (B) Flue gas (C) Inspection port </p>	① Boiler flue connection (Part of the standard boiler delivery)					
	② Pipe 1.95 m long (2 pce @ 1.95 m = 3.9 m)	7194309 78,-	-	7247554 102,-	-	Part no. Euro
	Pipe 1.95 m long	7194308 42,-	-	7247555 63,-	-	Part no. Euro
	Pipe 1 m long	7194310 25,-	-	7247556 42,-	-	Part no. Euro
	Pipe 0.5 m long	7194311 21,-	-	7247557 37,-	-	Part no. Euro
	③ Inspection piece Straight	7194312 29,-	-	7247558 46,-	-	Part no. Euro
	④ Bend 87°	7194314 12,60	-	7247560 23,-	-	Part no. Euro
	Bend 45° (2 pce)	7194315 24,-	-	7247561 36,-	-	Part no. Euro
	⑤ Wall bezel	7338659 12,60	7176662 21,-	7373543 27,-	7176681 23,-	Part no. Euro
	⑥ Balanced flue pipe 1.95 m long	-	7194322 102,-	-	7247538 213,-	Part no. Euro
	Balanced flue pipe 1 m long	-	7194321 61,-	-	7247537 88,-	Part no. Euro
	Balanced flue pipe 0.5 m long	-	7194320 46,-	-	7247536 73,-	Part no. Euro
or						
External wall pipe 1.95 m long		-		7247552 146,-	Part no. Euro	
External wall pipe 1.0 m long		-		7247551 88,-	Part no. Euro	
External wall pipe 0.5 m long		-		7247550 83,-	Part no. Euro	

Flue systems, open flue

Made from plastic (PPs)
With rigid flue pipe

Flue system For open flue operation (type B ₂₃ to CEN/TR 1749) CE approval to DIN EN 14471					MG WZ
System size	80	80/125	110	110/150	Ø mm
⑦ Balanced flue bend 87°	-	7194323 65,-	-	ZK05949 99,-	Part no. Euro
Balanced flue bend 45° (2 pce) or	-	7194324 100,-	-	7247540 128,-	Part no. Euro
Balanced flue bend 30° (2 pce)	-	ZK01291 117,-	-	-	Part no. Euro
External wall bend 87°	-	-	-	ZK05950 108,-	Part no. Euro
External wall bend 45° (2 pce)	-	-	-	7247549 145,-	Part no. Euro
External wall bend 30° (2 pce)	-	-	-	ZK01292 173,-	Part no. Euro
⑧ Fixing clamp, white	-	ZK05946 14,-	-	ZK05947 21,-	Part no. Euro
⑨ External wall terminal For a short roof overhang.	-	7176655 34,-	-	7176690 41,-	Part no. Euro
⑩ Universal cover plate	-	ZK02890 58,-	-	ZK02891 61,-	Part no. Euro

4.11

5472982

Flue systems, open flue

Made from plastic (PPs)

With rigid flue pipe

Flue system

For open flue operation (type B₂₃ to CEN/TR 1749)
CE approval to DIN EN 14471

MG WZ

System size	80	80/125	110	110/150	Ø mm
⑪ Balanced flue roof outlet Colour: black . With fixing clamp.	-	7373271 187,-	-	7373249 276,-	Part no. Euro
Balanced flue roof outlet Colour: terracotta . With fixing clamp.	-	7373272 339,-	-	7373250 276,-	Part no. Euro
When using a balanced flue roof outlet system size 110/160, fit a balanced flue slide coupling to reverse the joining direction of the external pipe.					
Above roof extension Colour: black , 0.5 m long.	-	7311371 56,-	-	7373251 130,-	Part no. Euro
Above roof extension Colour: black , 1.0 m long. With tensioning clamp.	-	7311373 99,-	-	-	Part no. Euro
Above roof extension Colour: terracotta , 0.5 m long.	-	7311372 56,-	-	7373252 130,-	Part no. Euro
Above roof extension Colour: terracotta , 1.0 m long. With tensioning clamp.	-	7311376 99,-	-	-	Part no. Euro

4.11

5472982
5472982

Flue systems, open flue

Made from plastic (PPs)
With rigid flue pipe

Flue system					MG WZ
For open flue operation (type B ₂₃ to CEN/TR 1749) CE approval to DIN EN 14471					
System size	80	80/125	110	110/150	Ø mm
<p>⑫ Universal roof tile For Roman tiles, standard roof tiles, plain tiles, slate and other types of roof cover. Colour: black.</p> <p>Universal roof tile For Roman tiles, standard roof tiles, plain tiles, slate and other types of roof cover. Colour: terracotta.</p> <p>or</p> <p>Pipe outlet for Klöber roof tiles Colour: black. The corresponding Klöber roof tile is to be provided on site.</p> <p>Pipe outlet for Klöber roof tiles Colour: terracotta. The corresponding Klöber roof tile is to be provided on site.</p>	-	7452499 71,-	-	7452501 102,-	Part no. Euro
	-	7452500 71,-	-	7452502 102,-	Part no. Euro
	-	7174281 69,-	-	-	Part no. Euro
	-	7174279 69,-	-	-	Part no. Euro

4.11

Gaskets					MG WZ
System size	80	80/125	110	110/150	
For oil condensing boilers and with horizontal routing, the gaskets installed in the flue pipes must be replaced with FPM gaskets.					
Lip seal made from FPM 2 pce	ZK02505 15,-		ZK02508 24,-		Part no. Euro
Lip seal made from FPM 5 pce	ZK02506 29,-		ZK02509 45,-		Part no. Euro
Lip seal made from FPM 10 pce	ZK02507 51,-		ZK02510 82,-		Part no. Euro
Flat gasket made from FPM for inspection cover of inspection piece 2 pce	ZK02504 6,-		ZK02511 7,-		Part no. Euro

Flue systems, open flue

Made from plastic (PPs)

With rigid flue pipe

Flue system

For open flue operation (type B₂₃ to CEN/TR 1749)
CE approval to DIN EN 14471

Vitorondens

Max. total length of the flue pipe up to the boiler flue connection at system temperature 50/30 °C

Vitorondens 200-T

Rated heating output	20.2	24.6	28.6	35.4	42.8	53.7	67.6	85.8	107.3	kW
Balanced flue connection	80/125	80/125	80/125	80/125	110/150	110/150				Ø mm
Flue gas connection							110	110	110	Ø mm
Max. total length:										
■ System size 80	15	18	18	22	—	—	—	—	—	m
■ System size 110	—	—	—	—	22	22	22	22	22	m

4.11

Notes!

- Observe the specifications in the technical guide.
- A connection pipe (1 m long) and the following bends are taken into account in the maximum total length of the flue. One 87° bend and one 87° support bend or two 45° bends and one 87° support bend.
- If the required total length of the flue pipe for the balanced flue connection is exceeded, a balanced flue adaptor can be inserted and the next largest system size used.
- When using an alternative flue system (routing type C6), the specifications contained in the pricelist and the technical guide must be observed. These cover the routing of the flue system, the maximum lengths of the flue pipes and the use of special FPM gaskets for oil boilers.

Flue systems, open flue

Made from plastic (PPs)

Ventilation air system For room sealed operation and parallel ventilation air and flue gas routing			
System pipes			
System size (Ø mm)	80	110	MG WZ
Pipe 1.95 m long	7194308 42,-	7247555 63,-	Part no. Euro
Pipe 1.95 m long (2 pce @ 1.95 m = 3.9 m)	7194309 78,-	7247554 102,-	Part no. Euro
Pipe 1 m long	7194310 25,-	7247556 42,-	Part no. Euro
Pipe 0.5 m long	7194311 21,-	7247557 37,-	Part no. Euro
Inspection piece Straight	7194312 29,-	7247558 46,-	Part no. Euro
Bend 87°	7194314 12,60	7247560 23,-	Part no. Euro
Bend 45° (2 pce)	7194315 24,-	7247561 36,-	Part no. Euro
Bend 30° (2 pce)	7194316 24,-	7247562 36,-	Part no. Euro
Bend 15° (2 pce)	7194317 24,-	7247563 36,-	Part no. Euro
Ventilation bezel	7176634 40,-	7516597 83,-	Part no. Euro
Ventilation air damper	7176657 13,90		Part no. Euro

4.11

For **room sealed** operation with parallel flue gas/ventilation air routing, the same components are used for ventilation air as for flue gas routing.

4.11

Flue systems for multiple connection/cascade

For Vitodens 050-W/100-W/111-W/111-F up to 32 kW

For Vitodens 200-W/222-W/222-F/242-F up to 32 kW

Made from plastic (PPs)

With rigid flue pipe

Balanced flue system

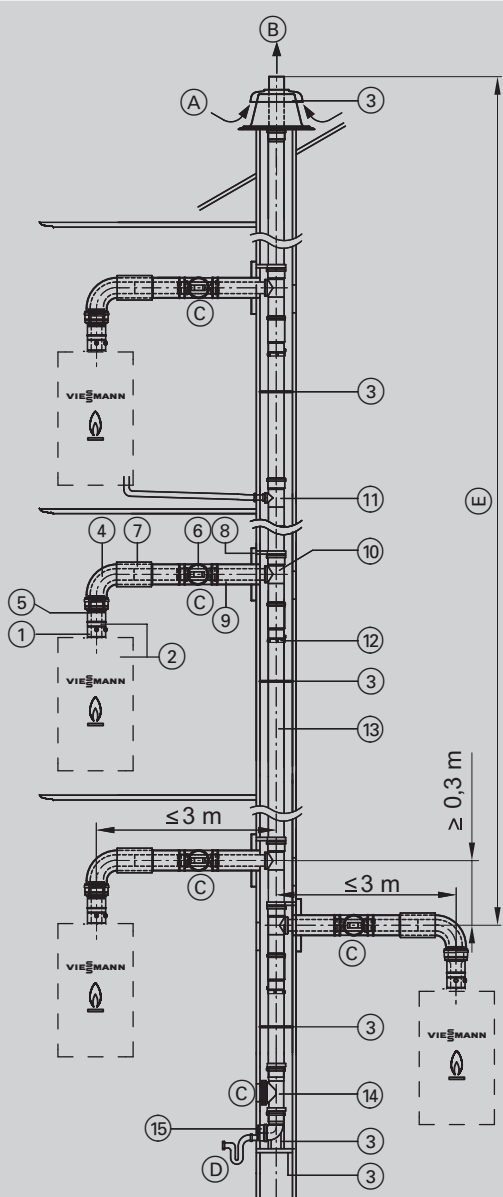
For routing multiple pipes through a room sealed balanced flue (balanced flue chimney, positive pressure)
(Type C_{14(3)x} to CEN/TR 1749), CE approval to DIN EN 14471

MG WZ

System for room sealed operation, specifically developed for the Vitodens.

Minimum shaft cross-section:

- 175 × 175 mm square.
- Ø 195 mm round.

System size	80/125	110	Ø mm
			
① Boiler flue connection (Part of standard appliance delivery)			
② Back draught safety device For Vitodens 200-W/222-W/222-F. 2 back draught safety devices, for installation in the Vitodens and in the flue system. Must be added to the order for every boiler.	ZK05343 106,-	-	Part no. Euro
Back draught safety device For Vitodens 050-W/100-W/111-W/111-F. For installation in the flue system Must be added to the order for every boiler.	ZK05976 63,-	-	Part no. Euro
③ Standard shaft pack (PPs, rigid) <ul style="list-style-type: none"> ■ Support bend ■ Support rail ■ Shaft cover (PPs) ■ Spacers (5 pce) 	-	7247534 174,-	Part no. Euro
Spacers (3 pce)	-	7339873 25,-	Part no. Euro
④ Balanced flue bend 87°	7194323 65,-	-	Part no. Euro
Balanced flue bend 45° (2 pce)	7194324 100,-	-	Part no. Euro
or			
Balanced flue inspection bend 87°	7199782 92,-	-	Part no. Euro
⑤ Balanced flue adaptor For expanding the cross-section from 60/100 mm to 80/125 mm	7373240 65,-	-	Part no. Euro
⑥ Balanced flue inspection piece Straight	7199781 72,-	-	Part no. Euro
⑦ Balanced flue slide coupling	7194329 38,-	-	Part no. Euro
Fixing clamp, white (balanced flue pipe)	ZK05946 14,-	-	Part no. Euro
⑧ Wall bezel	7176662 21,-	-	Part no. Euro
⑨ Balanced flue pipe 1.95 m long	7194322 102,-	-	Part no. Euro
Balanced flue pipe 1 m long	7194321 61,-	-	Part no. Euro

- (A) Ventilation air
 (B) Flue gas
 (C) Inspection port
 (D) Condensate drain with trap (trap on site)
 (E) Max. flue length, see the following pages

4.12

Flue systems for multiple connection/cascade

For Vitodens 050-W/100-W/111-W/111-F up to 32 kW

For Vitodens 200-W/222-W/222-F up to 32 kW

Made from plastic (PPs)

With rigid flue pipe

Balanced flue system

For routing multiple pipes through a room sealed balanced flue (balanced flue chimney, positive pressure)
(Type C_{14(3)x} to CEN/TR 1749), CE approval to DIN EN 14471

MG WZ

System size		80/125	110	Ø mm
⑨	Balanced flue pipe 0.5 m long	7194320 46,-	-	Part no. Euro
⑩	Connecting assembly, multiple connection ■ Inspection pipe Ø 110 with flue gas connection Ø 80. ■ Fixing clamp. ■ Spacer. ■ Long sleeve Ø 110.	-	7190015 154,-	Part no. Euro
⑪	Connecting assembly, condensate drain ■ Branch 87° Ø 40. ■ Fixing clamp. ■ Long sleeve Ø 110.	-	7197343 154,-	Part no. Euro
⑫	Connecting clamp Required for every joint in the shaft.	-	ZK05944 29,-	Part no. Euro
⑬	Pipe 1.95 m long (2 pce @ 1.95 m = 3.9 m)	-	7247554 102,-	Part no. Euro
	Pipe 1.95 m long	-	7247555 63,-	Part no. Euro
	Pipe 1 m long	-	7247556 42,-	Part no. Euro
	Pipe 0.5 m long	-	7247557 37,-	Part no. Euro
	Bend 30° (2 pce)	-	7247562 36,-	Part no. Euro
	Bend 15° (2 pce)	-	7247563 36,-	Part no. Euro
⑭	Inspection piece Straight	-	7247558 46,-	Part no. Euro
⑮	Condensate drain connection (eccentric) Ø 40 mm to Ø 110 mm.	-	7190017 55,-	Part no. Euro

Notes!

- Approved only for natural gas; operation with LPG not possible
- Observe the specifications in the technical guide.
- The specified system sizes are nominal diameters. Actual component dimensions may differ.

4.12

Flue systems for multiple connection/cascade

For Vitodens 050-W/100-W/111-W/111-F up to 32 kW

For Vitodens 200-W/222-W/222-F up to 32 kW

Made from plastic (PPs)

With rigid flue pipe

Balanced flue system

For routing multiple pipes through a room sealed balanced flue (balanced flue chimney, positive pressure)
(Type C_{14(3)x} to CEN/TR 1749), CE approval to DIN EN 14471

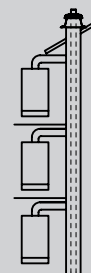
Max. total flue length (1 appliance per floor)

Up to 6 appliances with the same rated heating output can be connected to one flue system.

The maximum flue lengths detailed below are confirmed by means of the relevant CE designation. If you observe these length specifications you will not need to make a separate flue length calculation.

Notes!

The partial load of the appliances is increased to approx. 6 kW in this application.



Vitodens 050-W								
Number of appliances		2	3	4	5	6		pce
		Max. total length						
Rated heating output	25 kW	25	25	18	–	–		m
Vitodens 100-W/111-W/111-F/200-W/222-W/222-F/242-F								
Number of appliances		2	3	4	5	6		pce
		Max. total length						
Rated heating output	11 kW	25	25	25	25	21		m
	19 kW	25	25	22	14	–		m
	25 kW	25	25	19	12	–		m
	32 kW	25	25	15	–	–		m

4.12

Flue systems for multiple connection/cascade

For Vitodens 050-W/100-W/111-W/111-F up to 32 kW

For Vitodens 200-W/222-W/222-F up to 32 kW

Made from plastic (PPs)

With rigid flue pipe

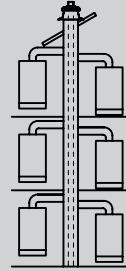
Balanced flue system

For routing multiple pipes through a room sealed balanced flue (balanced flue chimney, positive pressure)
(Type C_{14(3)x} to CEN/TR 1749), CE approval to DIN EN 14471

Max. total flue length (2 appliances per floor)

Up to 6 appliances with the same rated heating output can be connected to one flue system.

The maximum flue lengths detailed below are confirmed by means of the relevant CE designation. If you observe these length specifications you will not need to make a separate flue length calculation.



4.12

Vitodens 050-W

Number of appliances		2	3	4	5	6		pce	
		Max. total length							
Rated heating output	19 kW	15	15	15	10	6		m	
	25 kW	15	15	13	7	–		m	

Vitodens 100-W/111-W/111-F/200-W/222-W/222-F/242-F

Max. total flue length vertically and horizontally (max. 3 m connection pipe).

Note!

The partial load of the appliances is increased to approx. 6 kW in this application.

Number of appliances		2	3	4	5	6		pce	
		Max. total length							
Rated heating output	11 kW	15	15	15	15	15		m	
	19 kW	15	15	15	11	6		m	
	25 kW	15	15	15	8	–		m	
	32 kW	15	15	12	6	–		m	

Note!

In the case of the Vitodens 100-W, settings have to be made at the control unit; observe the technical guide.

Flue systems for multiple connection/cascade

For Vitodens 100-W/111-W/111-F up to 32 kW

For Vitodens 200-W/222-W/222-F up to 32 kW

Made from plastic (PPs)

With rigid flue pipe

Balanced flue system

For routing multiple pipes through a common balanced flue header on the external wall
(Type C_{14(3)x} to CEN/TR 1749), CE approval to DIN EN 14471

MG WZ

System size	80/125	110/160	Ø mm
⑪ Dummy cover For subsequent connection of a heat generator	ZK02605 77,-	-	Part no. Euro
⑫ Balanced flue bend 87°	-	ZK02606 141,-	Part no. Euro
Balanced flue bend 45° (2 pce)	-	ZK02607 197,-	Part no. Euro
Balanced flue bend 30° (2 pce)	-	ZK02608 268,-	Part no. Euro
⑬ Balanced flue inspection piece Straight	-	ZK02609 216,-	Part no. Euro
Balanced flue slide coupling	-	ZK02610 110,-	Part no. Euro
⑭ Balanced flue pipe 2 m long	-	ZK02611 282,-	Part no. Euro
Balanced flue pipe 1 m long	-	ZK02612 125,-	Part no. Euro
Balanced flue pipe 0.5 m long	-	ZK02613 87,-	Part no. Euro
⑮ Wall clamp, adjustable	-	ZK02614 119,-	Part no. Euro
⑯ Fixing clamp, white (balanced flue pipe)	-	ZK02615 20,-	Part no. Euro
⑰ Terminal, balanced flue header (For installation without roof outlet)	-	ZK02616 71,-	Part no. Euro
Universal cover plate for balanced flue roof outlet	-	ZK02617 106,-	Part no. Euro
Wall bezel for flat roof outlet	-	ZK02618 25,-	Part no. Euro
Balanced flue roof outlet Colour: black	-	ZK02619 280,-	Part no. Euro
Balanced flue roof outlet Colour: terracotta	-	ZK02620 329,-	Part no. Euro
Universal roof tile For Roman tiles, standard roof tiles, plain tiles, slate and other types of roof cover. Colour: black .	-	7452501 102,-	Part no. Euro
Universal roof tile For Roman tiles, standard roof tiles, plain tiles, slate and other types of roof cover. Colour: terracotta .	-	7452502 102,-	Part no. Euro
or Flat roof collar	-	7426529 58,-	Part no. Euro

4.12

Flue systems for multiple connection/cascade

For Vitodens 100-W/111-W/111-F up to 32 kW
 For Vitodens 200-W/222-W/222-F up to 32 kW
 Made from plastic (PPs)
 With rigid flue pipe

Balanced flue system

For routing multiple pipes through a common balanced flue header on the external wall
 (Type C_{14(3)x} to CEN/TR 1749), CE approval to DIN EN 14471

Notes!

- Approved only for natural gas; operation with LPG not possible
- Observe the specifications in the technical guide.
- The specified system sizes are nominal diameters. Actual component dimensions may differ.

Vitodens 100-W/111-W/111-F/200-W/222-W/222-F/242-F – Max. total flue length

Up to 6 appliances with the same rated heating output can be connected to one flue system.

Max. total flue length vertically and horizontally (max. 5 m connection pipe).
 The maximum flue lengths detailed below are confirmed by means of the relevant CE designation. If you observe these length specifications you will not need to make a flue length calculation.

Notes!

The partial load of the appliances is increased to approx. 6 kW in this application.

Number of appliances		2	3	4	5	6		pce	
		Max. total length							
Rated heating output	11 kW	25	25	25	25	23		m	
	19 kW	25	25	25	17	–		m	
	25 kW	25	25	21	13	–		m	
	32 kW	25	25	17	–	–		m	

4.12

Flue systems for multiple connection/cascade

For Vitodens 100-W/111-W/111-F up to 32 kW
 For Vitodens 200-W/222-W/222-F up to 32 kW
 Made from plastic (PPs)
 With rigid flue pipe

Flue system

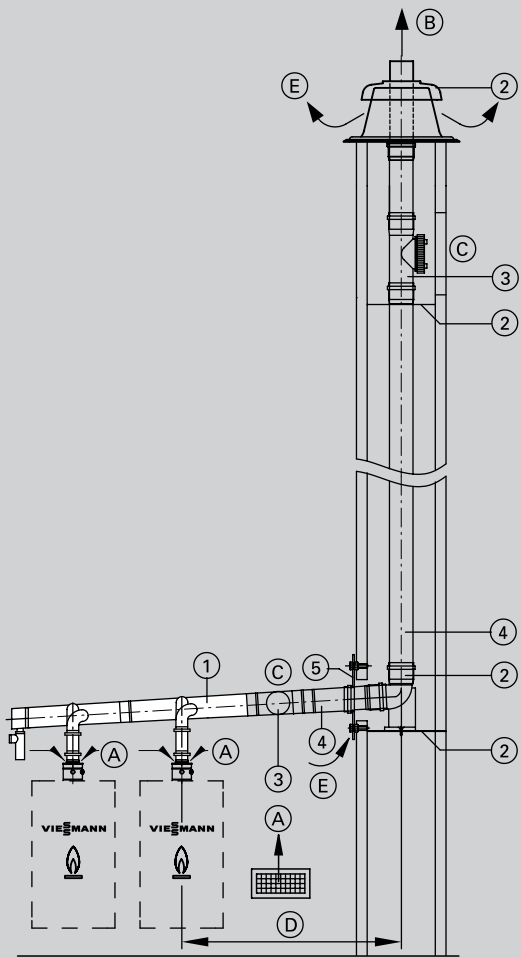
Flue gas cascade for open flue operation (type B₂₃ to CEN/TR 1749) – positive pressure.
 CE approval to DIN EN 14471

MG WZ

For routing through longitudinally ventilated shafts or ducts that meet one of the following requirements:

- Domestic chimneys to DIN 18160-1.
- Fire rating of 90 minutes (F90/L90).
- Fire rating of 30 minutes (F30/L30) in low buildings.

4.12

System size	110	160	Ø mm	
 <p>(A) Ventilation air (B) Flue gas (C) Inspection port (D) Connection piece (E) Ventilation aperture</p>	① Flue gas cascade, two-boiler system For Vitodens 100-W/111-W/111-F <ul style="list-style-type: none"> ■ Back draught safety device for installation in the flue system ■ Flue gas header ■ Terminal with condensate drain and trap 	ZK07145 392,-	ZK07146 535,-	Part no. Euro
	Flue gas cascade, two-boiler system For Vitodens 200-W/222-W/222-F <ul style="list-style-type: none"> ■ 2 back draught safety devices for installation in the Vitodens and in the flue system ■ Flue gas header ■ Terminal with condensate drain and trap 	ZK07147 478,-	ZK07148 621,-	Part no. Euro
	Flue gas cascade, three-boiler system For Vitodens 100-W/111-W/111-F <ul style="list-style-type: none"> ■ Back draught safety device for installation in the flue system ■ Flue gas header ■ Terminal with condensate drain and trap 	ZK07149 575,-	ZK07150 763,-	Part no. Euro
	Flue gas cascade, three-boiler system For Vitodens 200-W/222-W/222-F <ul style="list-style-type: none"> ■ 2 back draught safety devices for installation in the Vitodens and in the flue system ■ Flue gas header ■ Terminal with condensate drain and trap 	ZK07151 704,-	ZK07152 892,-	Part no. Euro
	Flue gas cascade, four-boiler system For Vitodens 100-W/111-W/111-F <ul style="list-style-type: none"> ■ Back draught safety device for installation in the flue system ■ Flue gas header ■ Terminal with condensate drain and trap 	ZK07153 758,-	ZK07154 991,-	Part no. Euro
	Flue gas cascade, four-boiler system For Vitodens 200-W/222-W/222-F <ul style="list-style-type: none"> ■ 2 back draught safety devices for installation in the Vitodens and in the flue system ■ Flue gas header ■ Terminal with condensate drain and trap 	ZK07155 930,-	ZK07156 1.163,-	Part no. Euro
② Standard shaft pack (PPs, rigid) <ul style="list-style-type: none"> ■ Support bend ■ Support rail ■ Shaft cover (PPs) ■ Spacers (5 pce) 	7247534 174,-	7180237 392,-	Part no. Euro	

5472983
5472983

Flue systems for multiple connection/cascade

For Vitodens 100-W/111-W/111-F up to 32 kW

For Vitodens 200-W/222-W/222-F up to 32 kW

Made from plastic (PPs)

With rigid flue pipe

Flue system					
Flue gas cascade for open flue operation (type B ₂₃ to CEN/TR 1749) – positive pressure. CE approval to DIN EN 14471					MG WZ
System size	110	160	Ø mm		
Spacers (3 pce)	7339873 25,-	7167173 40,-	Part no. Euro		
③ Inspection piece Straight	7247558 46,-	7516590 243,-	Part no. Euro		
④ Pipe 1.95 m long (2 pce @ 1.95 m = 3.9 m)	7247554 102,-	–	Part no. Euro		
Pipe 2 m long (2 pce @ 2 m = 4 m)	–	7516575 310,-	Part no. Euro		
Pipe 1.95 m long	7247555 63,-	–	Part no. Euro		
Pipe 2 m long	–	7516578 154,-	Part no. Euro		
Pipe 1 m long	7247556 42,-	7516581 93,-	Part no. Euro		
Pipe 0.5 m long	7247557 37,-	7516584 61,-	Part no. Euro		
⑤ Ventilation bezel	7516597 83,-	7516599 154,-	Part no. Euro		
Bend 87°	7247560 23,-	7516593 73,-	Part no. Euro		
Bend 45° (2 pce)	7247561 36,-	7516596 130,-	Part no. Euro		
Bend 30° (2 pce)	7247562 36,-	7516612 120,-	Part no. Euro		
Bend 15° (2 pce)	7247563 36,-	7516615 120,-	Part no. Euro		

4.12

Notes!

- Observe the specifications in the technical guide.
- The specified system sizes are nominal diameters. Actual component dimensions may differ.

Vitodens 100-W/111-W/111-F/200-W/222-W/222-F/242-F									
– Max. total flue length									
The maximum flue lengths detailed below are confirmed by means of the relevant CE designation. If you observe these length specifications you will not need to make a separate flue length calculation.									
System size	110			160					
Number of appliances	2	3	4	2	3	4	pce		
Rated heating output	Max. total length								
	11 kW	25	25	25	25	25	25	m	
	19 kW	25	25	23	25	25	25	m	
	25 kW	25	25	17	25	25	25	m	
32 kW	25	25	13	25	25	25	m		

4.12